

# Phase 1

1. look at the images

1. take notes on what you


see	think	wond er



# Mingle Mingle

With your partner  
discuss...

- \* why you chose your photo
- \* similarities and differences  
between your photos



What can you infer about  
our new science unit?

# Phase 2

1. read some of the articles in your envelope

1. write a JOTT on a sticky note as you read



Just One,  
Two, Thre  
e

# 4 Corners

With your group discuss...

- \* your JOTT
- \* what you learned about living things from what you read

# Phase 3

1. read the Living or Nonliving article

1. mark the text:

underline the main ideas

? - questions you have

C - connections you can make to the text  
(text-to-text, text-to-self, or text-to-world)



Write an IVF statement about the Living or Nonliving article.

I	V	F
identify the Noun	verb	finish your thought

# Table Talk

With your group discuss...

- \* what all living things have in common





# Phase 4

1. respond to focus question:

*What do all living things have in common?*

