

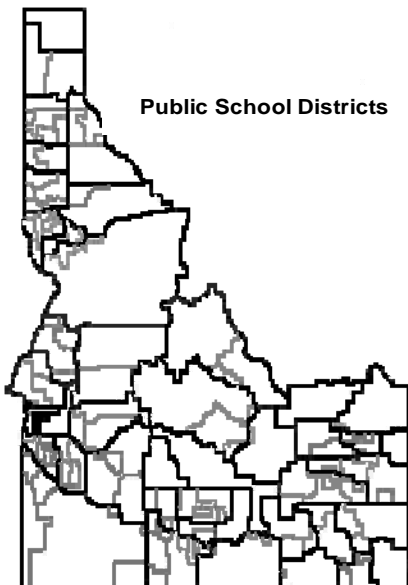
# New Plymouth District #372

Payette County

103 SE Ave, New Plymouth, ID 83655

Phone: (208) 278-5740 Fax: (208) 278-3069

Ryan Kerby, Superintendent



## District Characteristics 2006-07

Fall Enrollment .....	907	Special Education:	
Average Daily Attendance.....	867	Special Education Students.....	109
State Ranking Per ADA.....	57	Gifted and Talented Students.....	23
Number of Schools (sites):		Number of LEP Students**.....	69
Elementary.....	1	National School Lunch Program:	
Secondary.....	2	Average Daily Participation.....	548
Number of Accredited Schools:		Free and Reduced Meals.....	354
Approved.....	3	Lunch Price - Elementary.....	\$1.25
Approved with Merit.....	0	Lunch Price - Secondary.....	\$1.50
Approved with Comment.....	0	Pupil Transportation Program:	
Not Approved.....	0	Average Daily Ridership 2005-06	392
High School Diplomas Regular.....	55	District Owned Operation	
Other Completions* .....	0	* Certificates of Completion issued by the district	
Graduation Completion Rate...	100%	** Limited English Proficient (LEP)	

## Highlights

No Data Submitted

## Progress Towards Meeting Goals

### 2006-07 Goals

### Progress

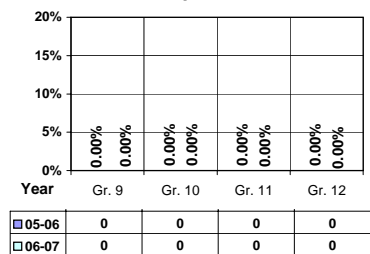
No Data Submitted

## Student Profiles

### Ethnicity

Race	Male	Female	Total
White	43.89%	43.44%	87.33%
Black	0.11%	0.22%	0.33%
Hispanic	5.95%	4.74%	10.69%
Nat. Amer.	0.44%	0.44%	0.88%
Asian/Pac	0.33%	0.44%	0.77%
Total	50.72%	49.28%	100.00%

## Dropouts



### Financial Information 2006-07

	M & O Fund	%	All Funds	%
<b>Revenues:</b>				
Local Taxes	\$215,840	4.09%	\$609,179	9.00%
Other Sources	98,715	1.87%	363,750	5.37%
State	4,964,004	94.04%	5,122,514	75.65%
Federal	0	0.00%	675,732	9.98%
<b>Total</b>	<b>\$5,278,559</b>	<b>100.00%</b>	<b>\$6,771,175</b>	<b>100.00%</b>

#### Supplemental Information

Property and Agricultural Equipment Replacement Taxes.....	\$25,441
Lottery Revenues.....	\$40,025
Technology Grant.....	\$44,853

Expenditures:	Total	%	ADA	Rank
M & O Instruction	\$3,164,892	56.94%		
M & O Support Services	2,386,219	42.93%		
M & O Other	7,397	0.13%		
<b>Total M &amp; O</b>	<b>\$5,558,508</b>	<b>100.00%</b>	<b>\$6,411</b>	<b>72</b>
<b>Total All Funds</b>	<b>\$7,053,451</b>	<b>100.00%</b>	<b>\$8,136</b>	<b>89</b>

#### Tax Levies 9-1-2006

	Total	Per ADA	Rank
Property Market Values	\$168,108,472	\$193,906	99
Total General M & O Levies	0.001001811		46
Total District Levies	0.003346874		46

### Staff Data 2006-07

Personnel:	FTE	ADA To FTE	Teachers Salaries:	Rank
Elementary Teachers	26.01	18	Beginning Salary on Schedule	\$30,000
Secondary Teachers	27.31	18	Highest Salary on Schedule	\$50,800
Administrators	5.00	173	Average Elementary Teacher's Salary	\$43,977 37
Other Certified Staff	5.00	173	Average Secondary Teacher's Salary	\$44,098 46
Total Certified Staff	63.32	14	Average Superintendent's Salary	\$85,152 48
Total Non-Certified Staff	33.29	26		

Note: Rank represents how this district compares to the other public school districts in the State of Idaho; high to low (1 being the highest).



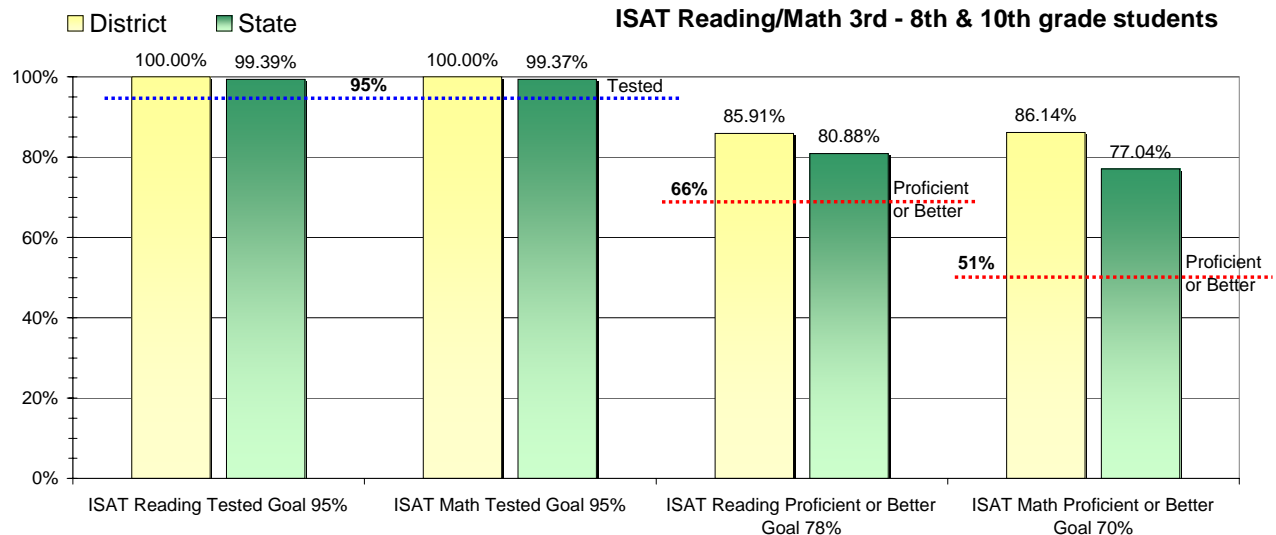
### Adequate Yearly Progress and Assessment 2006-07

Did New Plymouth District make Adequate yearly progress for 2006-07? No

Percent of the 41 targets that New Plymouth District made: 92.68%

The goal in our nation is for all students in grades 3 through 8 and 10 to be proficient in reading and math by the spring of 2014. Idaho uses the Idaho Standards Achievement Test (ISAT) and the Idaho Alternate Assessment (IAA) to measure proficiency. This report shows the percentage of students who met state goals for proficiency in reading and math.

More Information is available at: <http://www.sde.state.id.us/AYP/Ayp07/default.asp>



To Protect the privacy of individual students the following symbols are used.

^No participation determinations are made for groups of less than 10 students. The participation rate of students in this group is included in district and state totals.

~ No proficiency determinations are made for groups of less than 34 students. The proficiency level of students in this group is included in district and state totals

#### 3rd Indicator - Graduation Rate

2005	2006	Goal
100%	100%	Met