

GENERAL M & O FUND - STATEWIDE TOTAL

JULY 1, 2004 - JUNE 30, 2005

114 SCHOOL DISTRICTS and 18 CHARTER SCHOOLS

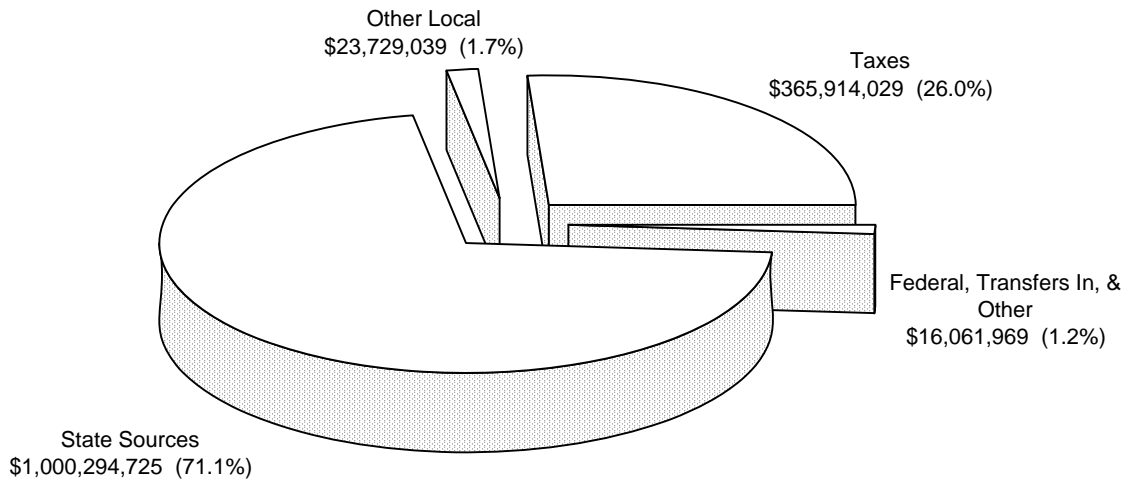
| | 2004-2005 | % of Total | 2003-2004 | % of Total |
|-------------------------------------------------|------------------------|----------------|------------------------|----------------|
| REVENUE | | | | |
| Taxes | \$365,914,029 | 26.02% | \$353,125,796 | 25.82% |
| Other Local | 23,729,039 | 1.69% | 19,527,193 | 1.43% |
| State Sources | 1,000,294,725 | 71.14% | 976,193,565 | 71.36% |
| Federal Sources | 8,444,460 | 0.60% | 8,928,669 | 0.65% |
| Other Sources | 2,888,315 | 0.21% | 5,581,643 | 0.41% |
| TOTAL REVENUE | \$1,401,270,568 | 99.66% | \$1,363,356,866 | 99.67% |
| Transfers In | 4,729,194 | 0.34% | 4,556,816 | 0.33% |
| TOTAL REVENUE & TRANSFERS IN | \$1,405,999,762 | 100.00% | \$1,367,913,682 | 100.00% |
| EXPENDITURES | | | | |
| Elementary School Program | \$364,009,128 | 25.75% | \$348,834,313 | 25.76% |
| Secondary School Program | 359,666,193 | 25.44% | 348,618,779 | 25.74% |
| Alternative School Program | 20,386,451 | 1.44% | 19,173,659 | 1.42% |
| Vocational-Technical Program | 8,345,350 | 0.59% | 7,696,085 | 0.57% |
| Exceptional Child Program | 89,228,218 | 6.31% | 83,651,105 | 6.18% |
| Preschool Exceptional Program | 6,650,321 | 0.47% | 6,389,669 | 0.47% |
| Gifted & Talented Program | 7,714,569 | 0.55% | 5,421,710 | 0.40% |
| Interscholastic Program | 18,023,783 | 1.28% | 17,611,914 | 1.30% |
| School Activity Program | 4,804,869 | 0.34% | 4,251,809 | 0.31% |
| Summer School Program | 2,035,703 | 0.14% | 1,859,989 | 0.14% |
| Adult School Program | 115,825 | 0.01% | 120,783 | 0.01% |
| Detention Center Program | 1,059,070 | 0.07% | 1,128,117 | 0.08% |
| TOTAL INSTRUCTION | \$882,039,480 | 62.39% | \$844,757,932 | 62.38% |
| Attend./Guidance/Health Program | \$44,247,544 | 3.13% | \$42,998,922 | 3.18% |
| Special Services Program | 32,379,955 | 2.29% | 30,921,669 | 2.28% |
| Instruction Improvement Program | 17,553,956 | 1.24% | 17,773,035 | 1.31% |
| Educational Media Program | 22,761,962 | 1.61% | 22,437,297 | 1.66% |
| Instruction-Related Technology Program | 6,969,653 | 0.49% | 4,615,125 | 0.34% |
| Board of Education Program | 4,875,460 | 0.34% | 4,680,930 | 0.35% |
| District Administration Program | 30,243,761 | 2.14% | 29,317,918 | 2.16% |
| School Administration Program | 90,827,765 | 6.42% | 87,139,020 | 6.43% |
| Business Operation Program | 17,965,847 | 1.27% | 17,157,226 | 1.27% |
| Central Service Program | 3,541,175 | 0.25% | 3,683,582 | 0.27% |
| Administrative Technology Service | 4,456,303 | 0.32% | 3,577,238 | 0.26% |
| Buildings-Care Program | 99,304,170 | 7.02% | 95,626,270 | 7.06% |
| Maintenance-Bldgs. & Equip. | 36,557,256 | 2.59% | 40,535,864 | 2.99% |
| Maintenance-Grounds | 4,538,681 | 0.32% | 4,272,175 | 0.32% |
| Security Program | 2,008,967 | 0.14% | 1,968,900 | 0.15% |
| Transport.-Pupil to School Program | 73,048,357 | 5.17% | 68,046,586 | 5.02% |
| Transportation-Activity Program | 3,093,817 | 0.22% | 2,853,765 | 0.21% |
| General Transportation Program | 1,540,438 | 0.11% | 1,045,677 | 0.08% |
| Other Support Services Programs | 1,778,699 | 0.13% | 1,450,086 | 0.11% |
| TOTAL SUPPORT SERVICES | \$497,693,766 | 35.20% | \$480,101,285 | 35.45% |
| Child Nutrition Program | \$2,291,994 | 0.16% | \$2,297,819 | 0.17% |
| Community Services Program | 577,533 | 0.04% | 940,010 | 0.07% |
| Enterprise Programs | 0 | 0.00% | 0 | 0.00% |
| TOTAL NON-INSTRUCTION | \$2,869,527 | 0.20% | \$3,237,829 | 0.24% |
| Capital Assets Program | \$4,853,677 | 0.34% | \$3,356,164 | 0.25% |
| Debt Services Program - Principal | 3,205,980 | 0.23% | 4,871,900 | 0.36% |
| Debt Services Program - Interest | 618,870 | 0.05% | 380,923 | 0.03% |
| Debt Services Program - Refunded Debt | 20,037 | 0.00% | 25,153 | 0.00% |
| TOTAL CAPITAL ASSETS & DEBT SERVICES | \$8,698,564 | 0.62% | \$8,634,140 | 0.64% |
| TOTAL EXPENDITURES | \$1,391,301,337 | 98.41% | \$1,336,731,186 | 98.71% |
| Transfers Out | 22,412,970 | 1.59% | 17,490,184 | 1.29% |
| TOTAL EXPENDITURES & TRANSFERS OUT | \$1,413,714,307 | 100.00% | \$1,354,221,370 | 100.00% |

GENERAL M & O FUND - STATEWIDE TOTAL

JULY 1, 2004 - JUNE 30, 2005

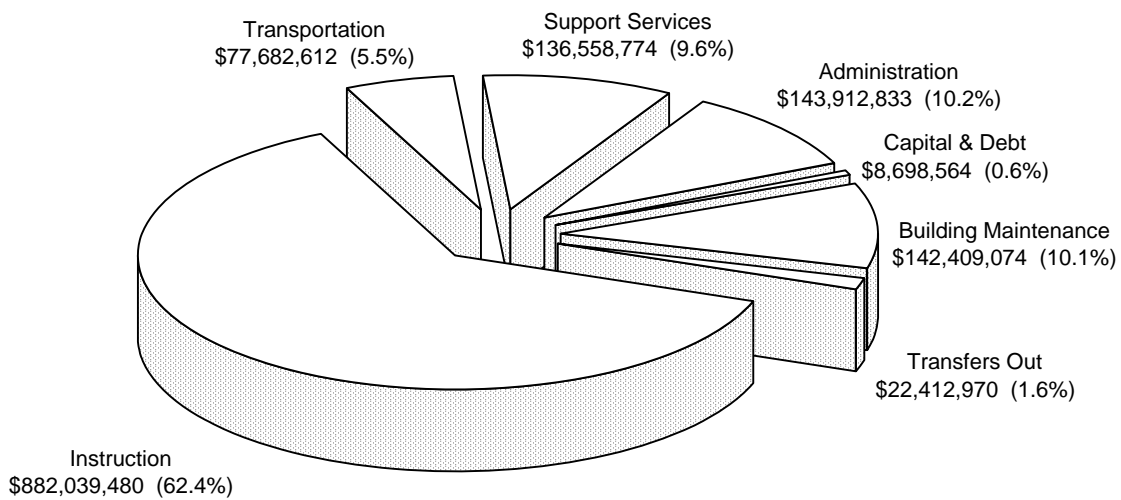
114 SCHOOL DISTRICTS and 18 CHARTER SCHOOLS

REVENUES (includes transfers) Dollars (% of Total)



Total Revenues - \$1,405,999,762

EXPENDITURES (includes transfers) Dollars (% of Total)



Total Expenditures - \$1,413,714,307

ALL FUNDS - STATEWIDE TOTAL

JULY 1, 2004 - JUNE 30, 2005

114 SCHOOL DISTRICTS and 18 CHARTER SCHOOLS

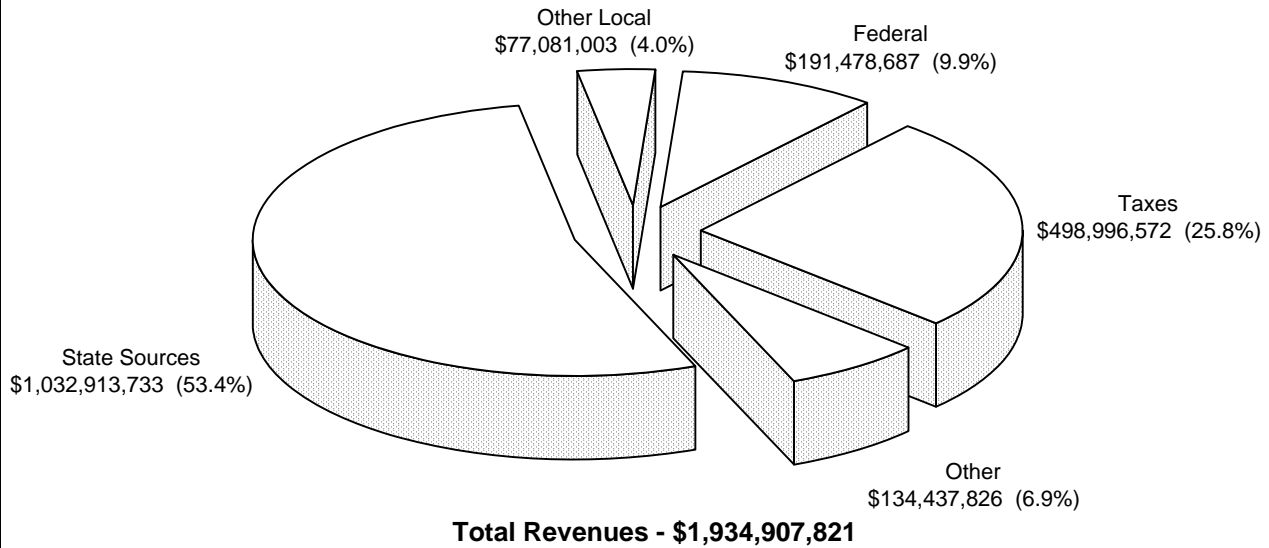
| | 2004-2005 | % of Total | 2003-2004 | % of Total |
|-------------------------------------------------|------------------------|----------------|------------------------|----------------|
| REVENUE | | | | |
| Taxes | \$498,996,572 | 25.79% | \$479,075,968 | 25.87% |
| Other Local | 77,081,003 | 3.98% | 69,059,897 | 3.73% |
| State Sources | 1,032,913,733 | 53.38% | 1,006,739,012 | 54.36% |
| Federal Sources | 191,478,687 | 9.90% | 177,546,718 | 9.58% |
| Other Sources | 134,437,826 | 6.95% | 119,605,861 | 6.46% |
| TOTAL REVENUE | \$1,934,907,821 | 100.00% | \$1,852,027,456 | 100.00% |
| Transfers In | 29,140,025 | | 38,975,739 | |
| TOTAL REVENUE & TRANSFERS IN | \$1,964,047,846 | | \$1,891,003,195 | |
| EXPENDITURES | | | | |
| Elementary School Program | \$420,569,911 | 21.60% | \$403,624,339 | 22.02% |
| Secondary School Program | 382,481,354 | 19.64% | 370,826,677 | 20.23% |
| Alternative School Program | 21,958,607 | 1.13% | 20,548,708 | 1.12% |
| Vocational-Technical Program | 11,335,313 | 0.58% | 10,437,039 | 0.57% |
| Exceptional Child Program | 128,737,781 | 6.61% | 117,953,328 | 6.44% |
| Preschool Exceptional Program | 8,933,692 | 0.46% | 8,603,911 | 0.47% |
| Gifted & Talented Program | 7,874,431 | 0.40% | 5,565,408 | 0.30% |
| Interscholastic Program | 18,085,203 | 0.93% | 17,662,993 | 0.96% |
| School Activity Program | 5,071,887 | 0.26% | 4,546,556 | 0.25% |
| Summer School Program | 3,207,753 | 0.16% | 3,085,622 | 0.17% |
| Adult School Program | 205,905 | 0.01% | 214,573 | 0.01% |
| Detention Center Program | 1,152,241 | 0.06% | 1,189,106 | 0.07% |
| TOTAL INSTRUCTION | \$1,009,614,078 | 51.84% | \$964,258,260 | 52.61% |
| Attend./Guidance/Health Program | \$50,133,280 | 2.57% | \$48,319,844 | 2.64% |
| Special Services Program | 37,250,568 | 1.91% | 35,249,786 | 1.92% |
| Instruction Improvement Program | 37,693,018 | 1.94% | 39,431,164 | 2.15% |
| Educational Media Program | 23,086,143 | 1.19% | 22,969,647 | 1.25% |
| Instruction-Related Technology Program | 9,398,452 | 0.48% | 6,425,596 | 0.35% |
| Board of Education Program | 4,925,793 | 0.25% | 4,719,148 | 0.26% |
| District Administration Program | 32,347,562 | 1.66% | 31,523,009 | 1.72% |
| School Administration Program | 91,811,454 | 4.71% | 87,886,282 | 4.79% |
| Business Operation Program | 18,330,125 | 0.94% | 17,537,122 | 0.96% |
| Central Service Program | 4,652,696 | 0.24% | 4,357,623 | 0.24% |
| Administrative Technology Service | 5,379,141 | 0.28% | 4,327,531 | 0.24% |
| Buildings-Care Program | 100,327,398 | 5.15% | 96,435,097 | 5.26% |
| Maintenance-Bldgs. & Equip. | 44,925,280 | 2.31% | 50,057,525 | 2.73% |
| Maintenance-Grounds | 4,976,375 | 0.26% | 4,836,026 | 0.26% |
| Security Program | 2,055,282 | 0.11% | 2,039,999 | 0.11% |
| Transport.-Pupil to School Program | 75,844,677 | 3.90% | 70,946,384 | 3.87% |
| Transportation-Activity Program | 3,179,061 | 0.16% | 2,948,181 | 0.16% |
| General Transportation Program | 1,601,979 | 0.08% | 1,062,174 | 0.06% |
| Other Support Services Programs | 5,059,380 | 0.26% | 3,250,218 | 0.18% |
| TOTAL SUPPORT SERVICES | \$552,977,664 | 28.40% | \$534,322,356 | 29.15% |
| Child Nutrition Program | \$74,434,833 | 3.82% | \$69,650,428 | 3.80% |
| Community Services Program | 3,813,892 | 0.20% | 3,945,429 | 0.21% |
| Enterprise Programs | 578,184 | 0.03% | 315,211 | 0.02% |
| TOTAL NON-INSTRUCTION | \$78,826,909 | 4.05% | \$73,911,068 | 4.03% |
| Capital Assets Program | \$151,390,093 | 7.77% | \$158,019,808 | 8.62% |
| Debt Services Program - Principal | 73,828,331 | 3.79% | 63,032,455 | 3.44% |
| Debt Services Program - Interest | 39,060,326 | 2.01% | 35,488,759 | 1.94% |
| Debt Services Program - Refunded Debt | 41,746,680 | 2.14% | 3,890,027 | 0.21% |
| TOTAL CAPITAL ASSETS & DEBT SERVICES | \$306,025,430 | 15.71% | \$260,431,049 | 14.21% |
| TOTAL EXPENDITURES | \$1,947,444,081 | 100.00% | \$1,832,922,733 | 100.00% |
| Transfers Out | 29,140,025 | | 39,096,826 | |
| TOTAL EXPENDITURES & TRANSFERS OUT | \$1,976,584,106 | | \$1,872,019,559 | |

ALL FUNDS - STATEWIDE TOTAL

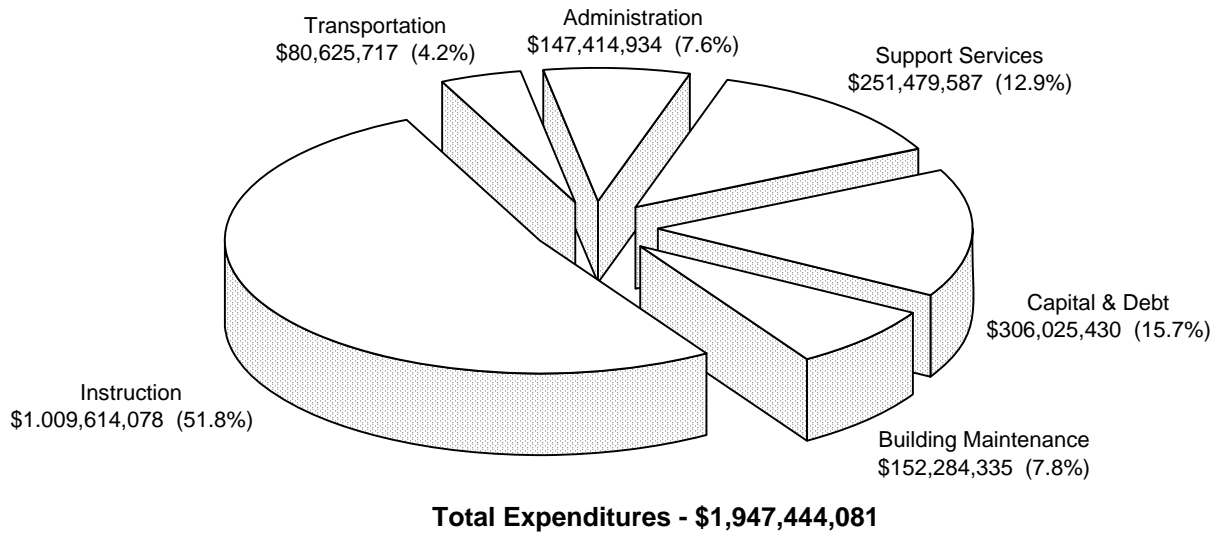
JULY 1, 2004- JUNE 30, 2005

114 SCHOOL DISTRICTS and 18 CHARTER SCHOOLS

REVENUES Dollars (% of Total)



EXPENDITURES Dollars (% of Total)



EXPENDITURES BY OBJECT - STATEWIDE TOTAL

JULY 1, 2004 - JUNE 30, 2005

114 SCHOOL DISTRICTS and 18 CHARTER SCHOOLS

GENERAL M & O FUNDS

| | 2004-2005 | % of Total | 2003-2004 | % of Total |
|------------------------|------------------------|---------------|------------------------|---------------|
| SALARIES | \$891,640,602 | 64.1% | \$862,111,270 | 64.5% |
| BENEFITS | 288,691,696 | 20.8% | 271,580,872 | 20.3% |
| PURCHASED SERVICES | 114,625,818 | 8.2% | 113,044,781 | 8.5% |
| SUPPLIES AND MATERIALS | 67,924,740 | 4.9% | 62,147,842 | 4.6% |
| CAPITAL OBJECTS | 13,901,787 | 1.0% | 13,297,654 | 1.0% |
| DEBT RETIREMENT | 4,177,253 | 0.3% | 5,426,075 | 0.4% |
| INSURANCE & JUDGMENT | 10,339,441 | 0.7% | 9,122,692 | 0.7% |
| TOTAL | \$1,391,301,337 | 100.0% | \$1,336,731,186 | 100.0% |

ALL FUNDS

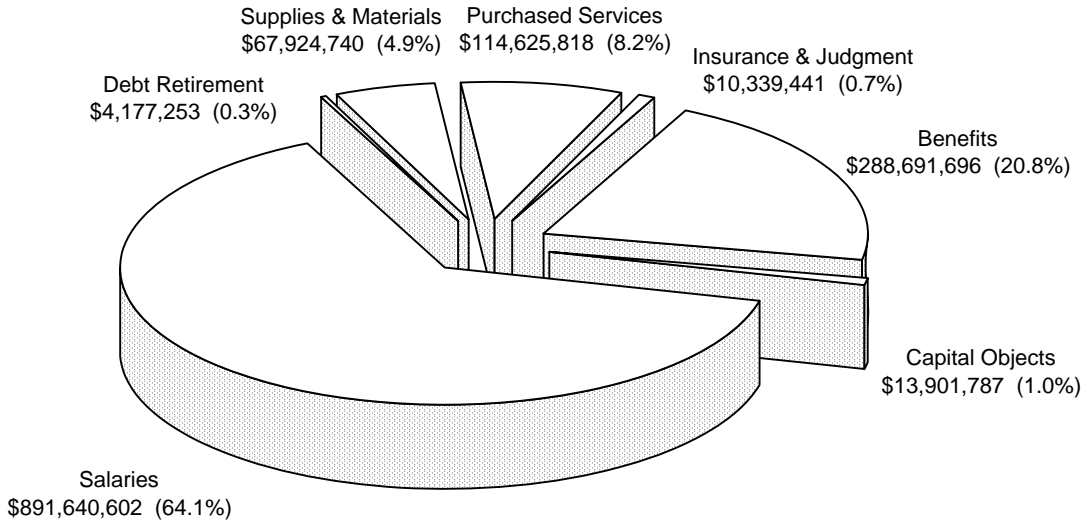
| | 2004-2005 | % of Total | 2003-2004 | % of Total |
|------------------------|------------------------|---------------|------------------------|---------------|
| SALARIES | \$1,005,083,570 | 51.6% | \$970,633,981 | 53.0% |
| BENEFITS | 328,486,072 | 16.9% | 306,918,043 | 16.8% |
| PURCHASED SERVICES | 153,506,823 | 7.9% | 157,608,839 | 8.6% |
| SUPPLIES AND MATERIALS | 122,436,282 | 6.3% | 115,785,441 | 6.3% |
| CAPITAL OBJECTS | 172,341,665 | 8.8% | 167,493,187 | 9.1% |
| DEBT RETIREMENT | 155,186,526 | 8.0% | 105,008,039 | 5.7% |
| INSURANCE & JUDGMENT | 10,403,143 | 0.5% | 9,475,203 | 0.5% |
| TOTAL | \$1,947,444,081 | 100.0% | \$1,832,922,733 | 100.0% |

EXPENDITURES BY OBJECT - STATEWIDE TOTAL

JULY 1, 2004 - JUNE 30, 2005

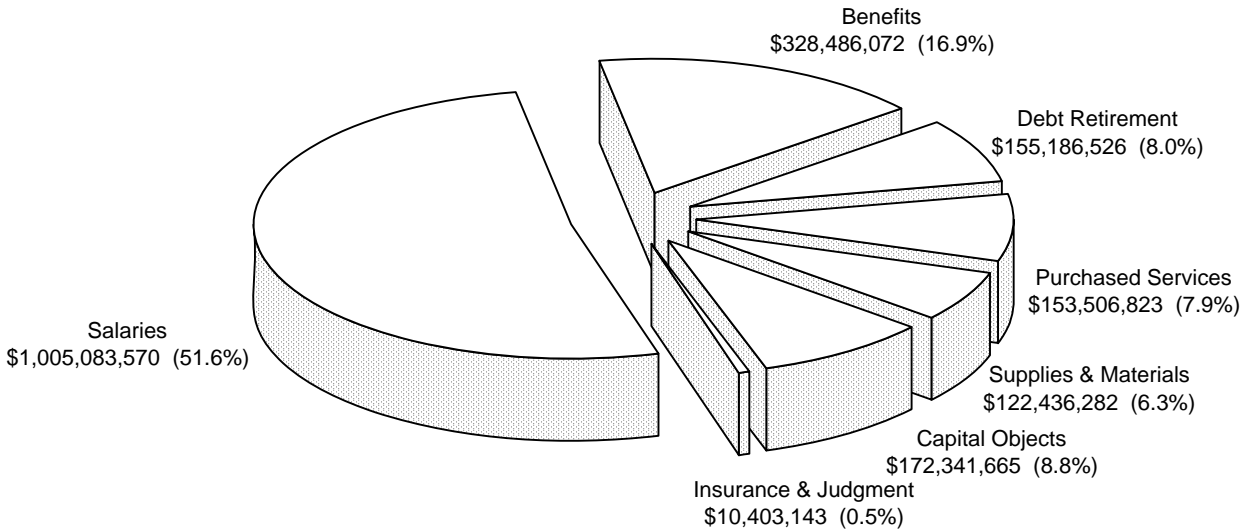
114 SCHOOL DISTRICTS and 18 CHARTER SCHOOLS

EXPENDITURES - GENERAL M & O FUNDS (Excluding Transfers)



Total Expenditures - \$1,391,301,337

EXPENDITURES - ALL FUNDS (Excluding Transfers)



Total Expenditures - \$1,947,444,081

MEMBERSHIP - A.D.A. - SUPPORT UNITS

JULY 1, 2004 - JUNE 30, 2005

114 SCHOOL DISTRICTS and 18 CHARTER SCHOOLS

| SCHOOL DISTRICT NUMBER | SCHOOL DISTRICT NAME | MEMBERSHIP NOV. 5, 2004 (1) | FULL-TERM A.D.A. (2) | BEST-28 WEEK A.D.A. (3) | MID-TERM SUPPORT UNITS (4) | FULL-TERM SUPPORT UNITS (5) |
|------------------------|-------------------------------|-----------------------------|----------------------|-------------------------|----------------------------|-----------------------------|
| 001 | BOISE INDEPENDENT | 25,681 | 24,053.06 | 24,235.32 | 1,250.8 | 1,238.6 |
| Charter | ANSER OF IDAHO, INC | 192 | 185.49 | 187.69 | 12.0 | 12.1 |
| Charter | HIDDEN SPRINGS CHARTER | 395 | 383.23 | 385.72 | 20.9 | 20.9 |
| 002 | MERIDIAN JOINT | 28,029 | 27,051.07 | 27,154.44 | 1,351.3 | 1,356.7 |
| Charter | MERIDIAN CHARTER HIGH SCHOOL | 193 | 185.16 | 187.93 | 16.1 | 15.7 |
| Charter | NORTH STAR CHARTER SCHOOL | 263 | 252.63 | 254.81 | 14.9 | 14.8 |
| Charter | MERIDIAN MEDICAL ARTS CHARTER | 170 | 159.45 | 162.13 | 14.0 | 13.5 |
| 003 | KUNA JOINT | 3,867 | 3,644.55 | 3,669.73 | 184.0 | 184.0 |
| 011 | MEADOWS VALLEY | 193 | 186.91 | 188.61 | 14.9 | 14.8 |
| 013 | COUNCIL | 304 | 275.79 | 279.71 | 21.9 | 21.6 |
| 021 | MARSH VALLEY JOINT | 1,351 | 1,259.44 | 1,272.86 | 75.0 | 74.7 |
| 025 | POCATELLO | 11,799 | 11,120.98 | 11,171.19 | 566.4 | 561.5 |
| Charter | POCATELLO COMMUNITY CHARTER | 180 | 170.93 | 172.71 | 11.2 | 11.2 |
| 033 | BEAR LAKE COUNTY | 1,305 | 1,212.78 | 1,225.87 | 73.0 | 72.3 |
| 041 | ST. MARIES JOINT | 1,102 | 1,032.01 | 1,044.80 | 60.6 | 60.1 |
| 044 | PLUMMER / WORLEY JOINT | 514 | 455.00 | 463.49 | 30.4 | 29.1 |
| 052 | SNAKE RIVER | 1,882 | 1,772.64 | 1,788.17 | 92.5 | 92.2 |
| Charter | IDAHO LEADERSHIP ACADEMY | 136 | 126.17 | 130.48 | 11.4 | 10.9 |
| 055 | BLACKFOOT | 4,186 | 3,946.71 | 3,984.03 | 204.5 | 205.3 |
| Charter | BLACKFOOT CHARTER | 77 | 73.88 | 75.81 | 5.2 | 5.2 |
| 058 | ABERDEEN | 844 | 810.97 | 818.96 | 46.8 | 46.5 |
| 059 | FIRTH | 830 | 794.21 | 800.76 | 48.9 | 48.1 |
| 060 | SHELLEY JOINT | 2,084 | 1,963.89 | 1,977.86 | 99.6 | 99.7 |
| 061 | BLAINE COUNTY | 3,188 | 3,038.73 | 3,067.26 | 160.1 | 158.1 |
| 071 | GARDEN VALLEY | 281 | 264.94 | 269.47 | 20.4 | 19.7 |
| 072 | BASIN | 467 | 404.32 | 409.61 | 28.0 | 27.6 |
| 073 | HORSESHOE BEND | 314 | 284.89 | 291.41 | 20.4 | 20.4 |
| 083 | WEST BONNER COUNTY | 1,548 | 1,438.31 | 1,453.52 | 82.3 | 81.7 |
| 084 | LAKE PEND OREILLE | 3,957 | 3,691.38 | 3,726.86 | 199.9 | 197.2 |
| Charter | SANDPOINT CHARTER SCHOOL | 141 | 128.48 | 130.81 | 11.2 | 10.9 |
| 091 | IDAHO FALLS | 10,248 | 9,702.37 | 9,787.35 | 499.9 | 498.3 |
| 092 | SWAN VALLEY ELEMENTARY | 59 | 57.29 | 52.01 | 4.2 | 4.1 |
| 093 | BONNEVILLE JOINT | 8,034 | 7,682.49 | 7,725.44 | 391.7 | 389.5 |
| Charter | WHITE PINE CHARTER SCHOOL | 258 | 248.21 | 249.93 | 12.5 | 12.5 |
| 101 | BOUNDARY COUNTY | 1,573 | 1,456.50 | 1,480.74 | 83.8 | 81.6 |
| 111 | BUTTE COUNTY | 521 | 485.75 | 490.68 | 31.4 | 31.3 |
| 121 | CAMAS COUNTY | 174 | 165.25 | 167.25 | 13.8 | 13.8 |
| 131 | NAMPA | 13,150 | 12,185.82 | 12,304.96 | 625.3 | 617.8 |
| Charter | LIBERTY CHARTER SCHOOL | 388 | 370.21 | 373.01 | 24.6 | 24.4 |
| 132 | CALDWELL | 5,971 | 5,713.15 | 5,772.80 | 297.0 | 293.1 |
| 133 | WILDER | 465 | 437.95 | 444.33 | 28.7 | 28.0 |
| 134 | MIDDLETON | 2,623 | 2,500.04 | 2,515.66 | 126.2 | 125.7 |
| 135 | NOTUS | 300 | 288.11 | 290.92 | 19.9 | 19.8 |
| 136 | MELBA JOINT | 673 | 653.37 | 658.54 | 39.5 | 40.3 |
| 137 | PARMA | 1,016 | 972.83 | 980.80 | 54.8 | 54.8 |
| 139 | VALLIVUE | 4,828 | 4,491.06 | 4,514.69 | 226.5 | 226.1 |
| Charter | THOMAS JEFFERSON CHARTER | 234 | 228.57 | 230.00 | 12.6 | 12.7 |
| 148 | GRACE JOINT | 510 | 476.77 | 482.28 | 32.1 | 32.1 |
| 149 | NORTH GEM | 200 | 181.92 | 184.52 | 14.8 | 14.7 |
| 150 | SODA SPRINGS JOINT | 966 | 912.58 | 890.63 | 51.5 | 51.9 |
| 151 | CASSIA COUNTY JOINT | 4,947 | 4,694.00 | 4,734.66 | 258.0 | 256.3 |
| 161 | CLARK COUNTY JOINT | 239 | 194.54 | 196.94 | 15.4 | 15.2 |
| 171 | OROFINO JOINT | 1,377 | 1,283.93 | 1,301.74 | 78.0 | 78.8 |
| 181 | CHALLIS JOINT | 461 | 432.56 | 439.79 | 32.2 | 32.0 |
| 182 | MACKAY JOINT | 228 | 202.51 | 205.19 | 15.7 | 15.7 |
| 191 | PRAIRIE ELEMENTARY | 3 | 2.95 | 2.99 | 1.3 | 1.3 |
| 192 | GLENNS FERRY JOINT | 541 | 509.87 | 515.87 | 33.6 | 32.9 |
| 193 | MOUNTAIN HOME | 4,095 | 3,822.76 | 3,856.91 | 202.6 | 199.8 |
| 201 | PRESTON JOINT | 2,451 | 2,333.07 | 2,346.94 | 118.7 | 118.9 |
| 202 | WEST SIDE JOINT | 580 | 551.56 | 555.34 | 33.5 | 33.3 |
| 215 | FREMONT COUNTY JOINT | 2,395 | 2,237.01 | 2,261.01 | 127.4 | 126.7 |
| 221 | EMMETT INDEPENDENT | 3,042 | 2,785.52 | 2,803.49 | 148.3 | 147.9 |
| 231 | GOODING JOINT | 1,321 | 1,238.38 | 1,249.75 | 68.1 | 68.5 |
| 232 | WENDELL | 1,104 | 1,039.84 | 1,048.59 | 56.7 | 56.6 |
| 233 | HAGERMAN JOINT | 408 | 390.34 | 395.35 | 27.0 | 27.0 |
| 234 | BLISS JOINT | 187 | 180.78 | 183.67 | 14.2 | 14.1 |
| 241 | GRANGEVILLE JOINT | 1,389 | 1,287.50 | 1,299.69 | 87.8 | 87.7 |
| 242 | COTTONWOOD JOINT | 437 | 412.53 | 417.38 | 28.0 | 28.0 |
| 251 | JEFFERSON COUNTY JOINT | 3,987 | 3,766.59 | 3,798.86 | 192.1 | 192.4 |
| 252 | RIRIE JOINT | 689 | 638.86 | 647.60 | 39.0 | 38.8 |

MEMBERSHIP - A.D.A. - SUPPORT UNITS

JULY 1, 2004 - JUNE 30, 2005

114 SCHOOL DISTRICTS and 18 CHARTER SCHOOLS

| SCHOOL DISTRICT NUMBER | SCHOOL DISTRICT NAME | MEMBERSHIP NOV. 5, 2004 (1) | FULL-TERM A.D.A. (2) | BEST-28 WEEK A.D.A. (3) | MID-TERM SUPPORT UNITS (4) | FULL-TERM SUPPORT UNITS (5) |
|------------------------|--------------------------------|-----------------------------|----------------------|-------------------------|----------------------------|-----------------------------|
| 253 | WEST JEFFERSON | 688 | 639.31 | 645.46 | 39.8 | 40.7 |
| 261 | JEROME JOINT | 3,287 | 3,019.06 | 3,053.18 | 153.8 | 152.7 |
| 262 | VALLEY | 670 | 618.78 | 626.91 | 37.4 | 37.5 |
| 271 | COEUR D' ALENE | 9,718 | 9,174.55 | 9,257.70 | 480.4 | 478.2 |
| Charter | COEUR D' ALENE CHARTER ACADEMY | 378 | 352.24 | 361.15 | 26.7 | 26.1 |
| 272 | LAKELAND | 4,332 | 4,081.72 | 4,116.57 | 211.8 | 210.5 |
| 273 | POST FALLS | 5,062 | 4,730.46 | 4,766.75 | 243.6 | 241.1 |
| 274 | KOOTENAI JOINT | 282 | 253.47 | 256.98 | 18.8 | 18.8 |
| 281 | MOSCOW | 2,435 | 2,285.32 | 2,305.35 | 116.4 | 116.3 |
| Charter | MOSCOW CHARTER SCHOOL | 129 | 122.32 | 123.89 | 7.1 | 7.0 |
| 282 | GENESEE JOINT | 314 | 293.31 | 298.77 | 21.8 | 21.7 |
| 283 | KENDRICK JOINT | 328 | 293.39 | 297.28 | 22.4 | 22.1 |
| 285 | POTLATCH | 556 | 505.79 | 513.24 | 31.7 | 31.4 |
| 287 | TROY | 321 | 308.04 | 312.20 | 21.1 | 21.2 |
| 288 | WHITEPINE JOINT | 254 | 238.00 | 241.54 | 19.4 | 19.6 |
| Charter | IDAHO DISTANCE EDUC. ACADEMY | 619 | 584.14 | 591.75 | 34.6 | 33.5 |
| 291 | SALMON | 1,060 | 969.65 | 977.63 | 54.3 | 54.3 |
| 292 | SOUTH LEMHI | 111 | 95.16 | 97.41 | 12.5 | 12.3 |
| 302 | NEZPERCE JOINT | 170 | 156.97 | 159.48 | 13.3 | 13.3 |
| 304 | KAMIAH JOINT | 538 | 493.58 | 497.98 | 30.7 | 30.5 |
| 305 | HIGHLAND JOINT | 224 | 212.17 | 215.58 | 15.9 | 15.6 |
| 312 | SHOSHONE JOINT | 502 | 499.60 | 500.91 | 30.5 | 30.9 |
| 314 | DIETRICH | 166 | 154.61 | 157.31 | 13.8 | 13.8 |
| 316 | RICHFIELD | 212 | 207.59 | 209.67 | 15.0 | 15.0 |
| 321 | MADISON | 4,263 | 4,061.85 | 4,088.23 | 206.7 | 204.8 |
| 322 | SUGAR-SALEM JOINT | 1,336 | 1,248.90 | 1,262.58 | 69.5 | 67.8 |
| 331 | MINIDOKA COUNTY JOINT | 4,123 | 3,875.84 | 3,921.53 | 210.3 | 206.6 |
| 340 | LEWISTON INDEPENDENT | 5,044 | 4,743.42 | 4,761.07 | 246.9 | 247.1 |
| 341 | LAPWAI | 533 | 483.42 | 490.76 | 31.0 | 30.9 |
| 342 | CULDESAC JOINT | 199 | 172.56 | 176.39 | 14.4 | 14.3 |
| 351 | ONEIDA COUNTY | 902 | 865.65 | 873.26 | 50.0 | 49.5 |
| 363 | MARSING JOINT | 791 | 744.78 | 753.25 | 42.9 | 42.9 |
| 364 | PLEASANT VALLEY ELEMENTARY | 26 | 24.39 | 15.71 | 1.6 | 1.6 |
| 365 | BRUNEAU-GRAND VIEW JOINT | 468 | 412.25 | 354.96 | 25.8 | 26.2 |
| 370 | HOMEDALE JOINT | 1,313 | 1,256.83 | 1,271.72 | 72.1 | 71.3 |
| 371 | PAYETTE JOINT | 1,795 | 1,684.56 | 1,698.55 | 94.1 | 93.7 |
| 372 | NEW PLYMOUTH | 919 | 887.73 | 894.02 | 51.8 | 51.6 |
| 373 | FRUITLAND | 1,587 | 1,519.06 | 1,523.17 | 81.7 | 81.5 |
| 381 | AMERICAN FALLS JOINT | 1,617 | 1,503.68 | 1,525.80 | 84.8 | 84.3 |
| 382 | ROCKLAND | 144 | 140.31 | 142.62 | 13.3 | 13.3 |
| 383 | ARBON ELEMENTARY | 7 | 6.77 | 6.86 | 1.3 | 1.3 |
| 391 | KELLOGG JOINT | 1,421 | 1,319.68 | 1,337.48 | 74.6 | 74.3 |
| 392 | MULLAN | 139 | 123.25 | 126.39 | 12.5 | 12.5 |
| 393 | WALLACE | 555 | 487.68 | 491.86 | 31.5 | 31.4 |
| 394 | AVERY | 19 | 18.06 | 18.60 | 2.5 | 2.5 |
| 401 | TETON COUNTY | 1,420 | 1,340.63 | 1,350.90 | 73.5 | 72.4 |
| 411 | TWIN FALLS | 7,020 | 6,641.15 | 6,697.76 | 339.4 | 336.9 |
| 412 | BUHL JOINT | 1,306 | 1,227.23 | 1,239.92 | 66.6 | 66.0 |
| 413 | FILER | 1,325 | 1,270.99 | 1,280.79 | 71.3 | 71.2 |
| 414 | KIMBERLY | 1,327 | 1,283.54 | 1,292.17 | 69.8 | 69.7 |
| 415 | HANSEN | 383 | 376.95 | 381.55 | 23.8 | 24.0 |
| 416 | THREE CREEK JOINT ELEMENTARY | 6 | 7.07 | 7.45 | 1.2 | 1.1 |
| 417 | CASTLEFORD JOINT | 325 | 308.67 | 312.09 | 21.8 | 22.2 |
| 418 | MURTAUGH JOINT | 236 | 216.09 | 219.47 | 15.8 | 15.6 |
| 421 | MCCALL-DONNELLY JOINT | 1,012 | 941.77 | 954.83 | 56.3 | 55.7 |
| 422 | CASCADE | 359 | 330.94 | 336.23 | 23.7 | 23.0 |
| 431 | WEISER | 1,649 | 1,582.52 | 1,598.39 | 87.7 | 86.7 |
| 432 | CAMBRIDGE JOINT | 170 | 153.83 | 156.85 | 13.6 | 13.5 |
| 433 | MIDVALE | 142 | 119.92 | 121.65 | 12.1 | 12.0 |
| LEA Chtr | VICTORY CHARTER SCHOOL | 236 | 225.64 | 227.40 | 12.6 | 12.7 |
| LEA Chtr | IDAHO VIRTUAL ACADEMY | 1,738 | 1,620.03 | 1,657.18 | 103.4 | 102.2 |
| LEA Chtr | RICHARD MCKENNA CHARTER | 248 | 190.61 | 208.45 | 15.1 | 18.2 |
| STATEWIDE | | 256,004 | 241,290.82 | 243,202.90 | 13,016.8 | 12,946.1 |

| | |
|--------------------------------------------------------------------------------------------------------------------------------|------------------------------------------------------------------------------------------------------------------------------------------------------------------------------------------------------------------------------------------------------------------------------------------------------------------------------------------------------------------------------------------------------|
| (1) MEMBERSHIP (2) FULL-TERM A.D.A. (3) BEST-28 WEEK A.D.A. (4) MID-TERM SUPPORT UNITS (5) FULL-TERM SUPPORT UNITS | Student count including special education preschool (enrollment minus withdrawals) Average Daily Attendance for the entire school year. Average Daily Attendance of the best-28 weeks attendance during the school year. As calculated per Idaho Code 33-1002 to apportion Salary-Based Apportionment As calculated per Idaho Code 33-1002 to apportion State Foundation Program Support |
|--------------------------------------------------------------------------------------------------------------------------------|------------------------------------------------------------------------------------------------------------------------------------------------------------------------------------------------------------------------------------------------------------------------------------------------------------------------------------------------------------------------------------------------------|

PROPERTY VALUE AND BONDED DEBT

JULY 1, 2004 - JUNE 30, 2005

114 SCHOOL DISTRICTS¹

| SCHOOL DISTRICT NUMBER | SCHOOL DISTRICT NAME | MARKET VALUE @ DEC. 31, 2003 | MARKET VALUE / FULL TERM A.D.A | MARKET VALUE / SUPPORT UNIT | BONDED DEBT @ JUNE 30, 2005 |
|------------------------|------------------------|------------------------------|--------------------------------|-----------------------------|-----------------------------|
| 001 | BOISE INDEPENDENT | 12,679,046,169 | 527,128 | 10,236,595 | 46,845,000 |
| 002 | MERIDIAN JOINT | 7,475,514,971 | 276,348 | 5,510,072 | 140,255,000 |
| 003 | KUNA JOINT | 654,852,472 | 179,680 | 3,558,981 | 31,200,000 |
| 011 | MEADOWS VALLEY | 145,404,083 | 777,936 | 9,824,600 | 0 |
| 013 | COUNCIL | 103,205,705 | 374,218 | 4,778,042 | 2,200,000 |
| 021 | MARSH VALLEY JOINT | 309,615,303 | 245,836 | 4,144,783 | 8,675,000 |
| 025 | POCATELLO | 2,088,424,090 | 187,791 | 3,719,366 | 20,500,000 |
| 033 | BEAR LAKE COUNTY | 377,539,359 | 311,301 | 5,221,845 | 0 |
| 041 | ST. MARIES JOINT | 357,551,302 | 346,461 | 5,949,273 | 0 |
| 044 | PLUMMER / WORLEY JOINT | 294,108,900 | 646,393 | 10,106,835 | 0 |
| 052 | SNAKE RIVER | 220,789,179 | 124,554 | 2,394,677 | 2,315,000 |
| 055 | BLACKFOOT | 516,763,106 | 130,935 | 2,517,112 | 11,320,000 |
| 058 | ABERDEEN | 163,114,553 | 201,135 | 3,507,840 | 6,965,000 |
| 059 | FIRTH | 129,654,545 | 163,250 | 2,695,521 | 1,800,000 |
| 060 | SHELLEY JOINT | 254,080,825 | 129,376 | 2,548,454 | 4,990,000 |
| 061 | BLAINE COUNTY | 7,997,437,711 | 2,631,836 | 50,584,679 | 9,475,000 |
| 071 | GARDEN VALLEY | 255,154,792 | 963,066 | 12,952,020 | 0 |
| 072 | BASIN | 213,987,851 | 529,254 | 7,753,183 | 2,400,000 |
| 073 | HORSESHOE BEND | 95,127,511 | 333,910 | 4,663,113 | 1,225,000 |
| 083 | WEST BONNER COUNTY | 937,360,464 | 651,710 | 11,473,200 | 0 |
| 084 | LAKE PEND OREILLE | 2,576,261,357 | 697,913 | 13,064,206 | 0 |
| 091 | IDAHO FALLS | 2,144,133,098 | 220,991 | 4,302,896 | 6,570,000 |
| 092 | SWAN VALLEY ELEMENTARY | 106,188,599 | 1,853,528 | 25,899,658 | 0 |
| 093 | BONNEVILLE JOINT | 1,220,509,812 | 158,869 | 3,133,530 | 38,995,000 |
| 101 | BOUNDARY COUNTY | 551,973,082 | 378,972 | 6,764,376 | 10,680,000 |
| 111 | BUTTE COUNTY | 158,892,791 | 327,108 | 5,076,447 | 3,205,000 |
| 121 | CAMAS COUNTY | 94,838,302 | 573,908 | 6,872,341 | 3,725,000 |
| 131 | NAMPA | 2,140,053,947 | 175,618 | 3,463,991 | 95,370,000 |
| 132 | CALDWELL | 913,524,280 | 159,899 | 3,116,767 | 24,020,000 |
| 133 | WILDER | 118,560,548 | 270,717 | 4,234,305 | 3,510,000 |
| 134 | MIDDLETON | 406,926,107 | 162,768 | 3,237,280 | 13,975,000 |
| 135 | NOTUS | 57,564,272 | 199,800 | 2,907,286 | 1,345,000 |
| 136 | MELBA JOINT | 149,900,583 | 229,427 | 3,719,617 | 5,755,000 |
| 137 | PARMA | 177,710,303 | 182,674 | 3,242,889 | 6,940,000 |
| 139 | VALLIVUE | 930,223,715 | 207,128 | 4,114,214 | 49,340,000 |
| 148 | GRACE JOINT | 91,605,058 | 192,137 | 2,853,740 | 0 |
| 149 | NORTH GEM | 69,191,452 | 380,340 | 4,706,901 | 0 |
| 150 | SODA SPRINGS JOINT | 466,784,375 | 511,500 | 8,993,919 | 1,400,000 |
| 151 | CASSIA COUNTY JOINT | 849,623,869 | 181,002 | 3,314,959 | 16,980,000 |
| 161 | CLARK COUNTY JOINT | 95,487,691 | 490,838 | 6,282,085 | 3,795,000 |
| 171 | OROFINO JOINT | 421,824,734 | 328,542 | 5,353,106 | 0 |
| 181 | CHALLIS JOINT | 343,364,112 | 793,795 | 10,730,129 | 0 |
| 182 | MACKAY JOINT | 83,644,556 | 413,039 | 5,327,679 | 0 |
| 191 | PRAIRIE ELEMENTARY | 5,929,973 | 2,010,160 | 4,561,518 | 0 |
| 192 | GLENNS FERRY JOINT | 181,018,651 | 355,029 | 5,502,087 | 3,210,000 |
| 193 | MOUNTAIN HOME | 689,278,680 | 180,309 | 3,449,843 | 8,020,000 |
| 201 | PRESTON JOINT | 288,569,346 | 123,687 | 2,426,992 | 4,000,000 |
| 202 | WEST SIDE JOINT | 72,513,796 | 131,470 | 2,177,591 | 0 |
| 215 | FREMONT COUNTY JOINT | 942,493,930 | 421,319 | 7,438,784 | 15,575,000 |
| 221 | EMMETT INDEPENDENT | 553,089,925 | 198,559 | 3,739,621 | 11,315,000 |
| 231 | GOODING JOINT | 273,340,953 | 220,725 | 3,990,379 | 4,015,000 |
| 232 | WENDELL | 195,989,364 | 188,480 | 3,462,710 | 6,255,000 |
| 233 | HAGERMAN JOINT | 115,395,380 | 295,628 | 4,273,903 | 2,835,000 |
| 234 | BLISS JOINT | 50,386,185 | 278,715 | 3,573,488 | 0 |
| 241 | GRANGEVILLE JOINT | 647,658,055 | 503,035 | 7,384,927 | 0 |
| 242 | COTTONWOOD JOINT | 107,245,999 | 259,971 | 3,830,214 | 0 |
| 251 | JEFFERSON COUNTY JOINT | 475,322,499 | 126,194 | 2,470,491 | 9,480,000 |
| 252 | RIRIE JOINT | 78,656,401 | 123,120 | 2,027,227 | 2,335,000 |

PROPERTY VALUE AND BONDED DEBT

JULY 1, 2004 - JUNE 30, 2005

114 SCHOOL DISTRICTS¹

| SCHOOL DISTRICT NUMBER | SCHOOL DISTRICT NAME | MARKET VALUE @ DEC. 31, 2003 | MARKET VALUE / FULL TERM A.D.A | MARKET VALUE / SUPPORT UNIT | BONDED DEBT @ JUNE 30, 2005 |
|------------------------|------------------------------|------------------------------|--------------------------------|-----------------------------|-----------------------------|
| 253 | WEST JEFFERSON | 115,893,252 | 181,279 | 2,847,500 | 2,065,000 |
| 261 | JEROME JOINT | 647,824,507 | 214,578 | 4,242,466 | 1,945,000 |
| 262 | VALLEY | 132,052,078 | 213,407 | 3,521,389 | 2,965,000 |
| 271 | COEUR D' ALENE | 4,372,253,698 | 476,563 | 9,143,149 | 10,155,000 |
| 272 | LAKELAND | 1,357,081,315 | 332,478 | 6,446,942 | 16,435,000 |
| 273 | POST FALLS | 1,362,037,404 | 287,929 | 5,649,263 | 17,205,000 |
| 274 | KOOTENAI JOINT | 234,489,428 | 925,117 | 12,472,842 | 2,760,000 |
| 281 | MOSCOW | 862,853,681 | 377,564 | 7,419,206 | 1,310,000 |
| 282 | GENESEE JOINT | 100,260,788 | 341,825 | 4,620,313 | 0 |
| 283 | KENDRICK JOINT | 83,003,762 | 282,913 | 3,755,826 | 165,000 |
| 285 | POTLATCH | 148,435,170 | 293,472 | 4,727,235 | 0 |
| 287 | TROY | 83,288,387 | 270,382 | 3,928,698 | 2,623,000 |
| 288 | WHITEPINE JOINT | 140,405,091 | 589,937 | 7,163,525 | 452,000 |
| 291 | SALMON | 390,847,445 | 403,081 | 7,197,927 | 0 |
| 292 | SOUTH LEMHI | 49,626,343 | 521,504 | 4,034,662 | 0 |
| 302 | NEZPERCE JOINT | 81,418,911 | 518,691 | 6,121,723 | 400,000 |
| 304 | KAMIAH JOINT | 137,777,602 | 279,139 | 4,517,298 | 2,100,000 |
| 305 | HIGHLAND JOINT | 106,042,429 | 499,799 | 6,797,592 | 0 |
| 312 | SHOSHONE JOINT | 111,118,687 | 222,415 | 3,596,074 | 2,135,000 |
| 314 | DIETRICH | 30,587,006 | 197,833 | 2,216,450 | 1,500,000 |
| 316 | RICHFIELD | 49,520,955 | 238,552 | 3,301,397 | 315,000 |
| 321 | MADISON | 765,099,461 | 188,362 | 3,735,837 | 2,975,000 |
| 322 | SUGAR-SALEM JOINT | 163,221,517 | 130,692 | 2,407,397 | 0 |
| 331 | MINIDOKA COUNTY JOINT | 828,407,159 | 213,736 | 4,009,715 | 9,370,000 |
| 340 | LEWISTON INDEPENDENT | 1,800,274,663 | 379,531 | 7,285,612 | 0 |
| 341 | LAPWAI | 100,566,974 | 208,032 | 3,254,595 | 3,900,000 |
| 342 | CULDESAC JOINT | 37,745,380 | 218,738 | 2,639,537 | 0 |
| 351 | ONEIDA COUNTY | 201,078,008 | 232,286 | 4,062,182 | 3,210,000 |
| 363 | MARSING JOINT | 126,955,448 | 170,460 | 2,959,334 | 4,765,000 |
| 364 | PLEASANT VALLEY ELEMENTARY | 17,501,153 | 717,554 | 10,938,221 | 0 |
| 365 | BRUNEAU-GRAND VIEW JOINT | 142,212,123 | 344,966 | 5,427,944 | 690,000 |
| 370 | HOMEDALE JOINT | 147,999,174 | 117,756 | 2,075,725 | 3,825,000 |
| 371 | PAYETTE JOINT | 278,585,998 | 165,376 | 2,973,170 | 9,465,000 |
| 372 | NEW PLYMOUTH | 140,453,581 | 158,217 | 2,721,969 | 1,945,000 |
| 373 | FRUITLAND | 291,359,869 | 191,803 | 3,574,968 | 2,400,000 |
| 381 | AMERICAN FALLS JOINT | 573,614,795 | 381,474 | 6,804,446 | 11,890,000 |
| 382 | ROCKLAND | 26,418,730 | 188,288 | 1,986,371 | 710,000 |
| 383 | ARBON ELEMENTARY | 16,702,942 | 2,467,200 | 12,848,417 | 0 |
| 391 | KELLOGG JOINT | 317,265,288 | 240,411 | 4,270,058 | 5,050,000 |
| 392 | MULLAN | 23,856,267 | 193,560 | 1,908,501 | 0 |
| 393 | WALLACE | 149,356,781 | 306,260 | 4,756,585 | 3,365,000 |
| 394 | AVERY | 116,184,680 | 6,433,260 | 46,473,872 | 0 |
| 401 | TETON COUNTY | 777,389,570 | 579,869 | 10,737,425 | 4,975,000 |
| 411 | TWIN FALLS | 1,827,909,802 | 275,240 | 5,425,675 | 3,100,000 |
| 412 | BUHL JOINT | 358,639,938 | 292,235 | 5,433,938 | 9,320,000 |
| 413 | FILER | 254,371,513 | 200,137 | 3,572,634 | 3,320,000 |
| 414 | KIMBERLY | 176,690,547 | 137,659 | 2,535,015 | 5,340,000 |
| 415 | HANSEN | 88,229,140 | 234,061 | 3,676,214 | 1,655,000 |
| 416 | THREE CREEK JOINT ELEMENTARY | 8,279,691 | 1,171,102 | 7,526,992 | 0 |
| 417 | CASTLEFORD JOINT | 86,245,675 | 279,411 | 3,884,940 | 535,000 |
| 418 | MURTAUGH JOINT | 76,747,945 | 355,167 | 4,919,740 | 1,245,000 |
| 421 | MCCALL-DONNELLY JOINT | 1,492,891,160 | 1,585,197 | 26,802,355 | 2,680,000 |
| 422 | CASCADE | 337,969,511 | 1,021,241 | 14,694,327 | 545,000 |
| 431 | WEISER | 317,064,998 | 200,354 | 3,657,036 | 4,050,000 |
| 432 | CAMBRIDGE JOINT | 90,445,451 | 587,957 | 6,699,663 | 2,510,000 |
| 433 | MIDVALE | 73,941,886 | 616,593 | 6,161,824 | 0 |
| STATEWIDE | | 76,942,903,428 | 318,880 | 5,943,327 | 810,175,000 |

¹Charter Schools do not have a market value or taxing authority, so cannot issue bonded debt. For this reason, they have been excluded from the Property Value and Bonded Debt report.

EXPENDITURES PER FULL-TERM A.D.A.

JULY 1, 2004 - JUNE 30, 2005

114 SCHOOL DISTRICTS and 18 CHARTER SCHOOLS

| SCHOOL DISTRICT NUMBER | SCHOOL DISTRICT NAME | GENERAL FUND EXPENDITURES | GENERAL FUND EXPENDITURES / FULL-TERM A.D.A. | TOTAL EXPENDITURES (ALL FUNDS) | TOTAL EXPENDITURES (ALL FUNDS) / FULL-TERM A.D.A. | CURRENT EXPENDITURES (ALL FUNDS) (see footnote) | CURRENT EXPENDITURES (ALL FUNDS) / FULL-TERM A.D.A. (see footnote) |
|------------------------|-------------------------------|---------------------------|----------------------------------------------|--------------------------------|---------------------------------------------------|-------------------------------------------------|--------------------------------------------------------------------|
| 001 | BOISE INDEPENDENT | 177,316,034 | 7,372 | 209,816,159 | 8,723 | 202,635,005 | 8,425 |
| Charter | ANSER OF IDAHO, INC | 1,030,077 | 5,553 | 1,212,425 | 6,536 | 1,176,160 | 6,341 |
| Charter | HIDDEN SPRINGS CHARTER | 1,611,201 | 4,204 | 6,710,610 | 17,511 | 1,787,326 | 4,664 |
| 002 | MERIDIAN JOINT | 128,973,042 | 4,768 | 186,365,872 | 6,889 | 152,504,800 | 5,638 |
| Charter | MERIDIAN CHARTER HIGH SCHOOL | 1,412,197 | 7,627 | 1,592,875 | 8,603 | 1,592,875 | 6,603 |
| Charter | NORTH STAR CHARTER SCHOOL | 974,338 | 3,857 | 1,213,794 | 4,805 | 1,136,794 | 4,500 |
| Charter | MERIDIAN MEDICAL ARTS CHARTER | 1,030,516 | 6,463 | 1,194,537 | 7,492 | 1,194,537 | 7,492 |
| 003 | KUNA JOINT | 16,936,805 | 4,647 | 23,358,521 | 6,409 | 20,269,610 | 5,562 |
| 011 | MEADOWS VALLEY | 1,529,732 | 8,184 | 2,110,203 | 11,290 | 1,732,160 | 9,267 |
| 013 | COUNCIL | 2,288,719 | 8,299 | 3,645,114 | 13,217 | 2,650,864 | 9,612 |
| 021 | MARSH VALLEY JOINT | 6,822,380 | 5,417 | 14,071,113 | 11,173 | 8,479,163 | 6,732 |
| 025 | POCATELLO | 60,072,739 | 5,402 | 96,153,988 | 8,646 | 76,352,722 | 6,866 |
| Charter | POCATELLO COMMUNITY CHARTER | 923,549 | 5,403 | 1,301,391 | 7,614 | 1,010,306 | 5,911 |
| 033 | BEAR LAKE COUNTY | 7,229,218 | 5,961 | 8,574,926 | 7,070 | 8,439,594 | 6,959 |
| 041 | ST. MARIES JOINT | 6,839,562 | 6,627 | 8,525,403 | 8,261 | 8,079,230 | 7,829 |
| 044 | PLUMMER / WORLEY JOINT | 4,129,527 | 9,076 | 5,445,895 | 11,969 | 5,330,397 | 11,715 |
| 052 | SNAKE RIVER | 9,108,227 | 5,138 | 11,948,011 | 6,740 | 11,281,425 | 6,364 |
| Charter | IDAHO LEADERSHIP ACADEMY | 1,006,444 | 7,977 | 1,133,912 | 8,987 | 1,133,912 | 8,987 |
| 055 | BLACKFOOT | 22,195,522 | 5,624 | 30,710,667 | 7,781 | 27,477,326 | 6,962 |
| Charter | BLACKFOOT CHARTER | 398,371 | 5,392 | 1,127,909 | 15,267 | 447,880 | 6,062 |
| 058 | ABERDEEN | 4,773,418 | 5,886 | 10,583,025 | 13,050 | 6,004,009 | 7,403 |
| 059 | FIRTH | 4,618,089 | 5,815 | 5,915,763 | 7,449 | 5,745,763 | 7,235 |
| 060 | SHELLEY JOINT | 9,300,529 | 4,736 | 12,506,322 | 6,368 | 10,711,834 | 5,454 |
| 061 | BLAINE COUNTY | 32,677,393 | 10,754 | 44,850,525 | 14,760 | 37,756,667 | 12,425 |
| 071 | GARDEN VALLEY | 2,143,059 | 8,089 | 2,642,732 | 9,975 | 2,606,042 | 9,836 |
| 072 | BASIN | 2,837,998 | 7,019 | 3,952,744 | 9,776 | 3,695,111 | 9,139 |
| 073 | HORSESHOE BEND | 2,066,670 | 7,254 | 2,770,369 | 9,724 | 2,539,402 | 8,914 |
| 083 | WEST BONNER COUNTY | 8,417,114 | 5,852 | 10,074,370 | 7,004 | 9,971,967 | 6,933 |
| 084 | LAKE PEND OREILLE | 23,039,531 | 6,241 | 27,494,627 | 7,448 | 27,021,307 | 7,320 |
| Charter | SANDPOINT CHARTER SCHOOL | 808,929 | 6,296 | 846,397 | 6,588 | 810,925 | 6,312 |
| 091 | IDAHO FALLS | 53,545,001 | 5,519 | 66,520,903 | 6,856 | 62,684,601 | 6,461 |
| 092 | SWAN VALLEY ELEMENTARY | 645,975 | 11,276 | 807,850 | 14,101 | 775,088 | 13,529 |
| 093 | BONNEVILLE JOINT | 37,474,597 | 4,878 | 53,481,369 | 6,961 | 44,259,458 | 5,761 |
| Charter | WHITE PINE CHARTER SCHOOL | 928,656 | 3,741 | 1,094,934 | 4,411 | 975,870 | 3,932 |
| 101 | BOUNDARY COUNTY | 9,298,783 | 6,384 | 16,571,453 | 11,378 | 11,797,166 | 8,100 |
| 111 | BUTTE COUNTY | 3,406,420 | 7,013 | 4,933,950 | 10,157 | 4,248,248 | 8,746 |
| 121 | CAMAS COUNTY | 1,438,095 | 8,703 | 4,178,049 | 25,283 | 1,881,015 | 11,383 |
| 131 | NAMPA | 58,891,170 | 4,833 | 96,351,403 | 7,907 | 74,969,307 | 6,152 |
| Charter | LIBERTY CHARTER SCHOOL | 3,991,868 | 10,783 | 4,402,963 | 11,893 | 2,440,974 | 6,593 |
| 132 | CALDWELL | 30,042,073 | 5,258 | 42,319,797 | 7,407 | 38,728,517 | 6,779 |
| 133 | WILDER | 3,288,898 | 7,510 | 4,281,994 | 9,777 | 4,116,994 | 9,401 |
| 134 | MIDDLETON | 12,408,075 | 4,963 | 15,845,648 | 6,338 | 15,009,058 | 6,004 |
| 135 | NOTUS | 2,042,117 | 7,088 | 2,629,738 | 9,128 | 2,497,956 | 8,670 |
| 136 | MELBA JOINT | 4,037,494 | 6,179 | 5,725,202 | 8,763 | 5,416,957 | 8,291 |
| 137 | PARMA | 5,508,017 | 5,662 | 9,785,483 | 10,059 | 6,953,785 | 7,148 |
| 139 | VALLIVUE | 23,840,267 | 5,308 | 44,902,934 | 9,998 | 31,041,181 | 6,912 |
| Charter | THOMAS JEFFERSON CHARTER | 1,294,796 | 5,665 | 1,514,774 | 6,627 | 1,315,274 | 5,754 |
| 148 | GRACE JOINT | 3,299,205 | 6,920 | 4,520,011 | 9,480 | 4,181,488 | 8,770 |
| 149 | NORTH GEM | 1,510,743 | 8,304 | 1,837,884 | 10,103 | 1,837,884 | 10,103 |
| 150 | SODA SPRINGS JOINT | 5,867,669 | 6,430 | 7,764,616 | 8,508 | 6,918,675 | 7,581 |
| 151 | CASSIA COUNTY JOINT | 24,578,689 | 5,236 | 32,815,657 | 6,991 | 30,463,191 | 6,490 |
| 161 | CLARK COUNTY JOINT | 1,597,814 | 8,213 | 2,373,796 | 12,202 | 2,169,546 | 11,152 |
| 171 | OROFINO JOINT | 8,469,017 | 6,596 | 10,557,032 | 8,222 | 10,543,729 | 8,212 |
| 181 | CHALLIS JOINT | 3,265,265 | 7,549 | 3,917,477 | 9,056 | 3,850,285 | 8,901 |
| 182 | MACKAY JOINT | 1,813,922 | 8,957 | 2,191,008 | 10,819 | 2,067,228 | 10,208 |
| 191 | PRAIRIE ELEMENTARY | 114,302 | 38,746 | 132,953 | 45,069 | 132,953 | 45,069 |
| 192 | GLENNS FERRY JOINT | 3,138,719 | 6,156 | 7,016,360 | 13,761 | 4,046,989 | 7,937 |
| 193 | MOUNTAIN HOME | 22,105,430 | 5,783 | 35,492,906 | 9,285 | 26,480,849 | 6,927 |
| 201 | PRESTON JOINT | 10,542,735 | 4,519 | 14,083,259 | 6,036 | 12,296,465 | 5,271 |
| 202 | WEST SIDE JOINT | 3,151,468 | 5,714 | 3,928,445 | 7,122 | 3,904,945 | 7,080 |
| 215 | FREMONT COUNTY JOINT | 12,131,546 | 5,423 | 18,163,045 | 8,119 | 17,423,045 | 7,789 |
| 221 | EMMETT INDEPENDENT | 14,165,560 | 5,085 | 18,895,321 | 6,783 | 18,086,516 | 6,493 |
| 231 | GOODING JOINT | 6,536,726 | 5,278 | 9,060,675 | 7,317 | 8,588,925 | 6,936 |
| 232 | WENDELL | 5,633,645 | 5,418 | 7,667,860 | 7,374 | 7,217,390 | 6,941 |
| 233 | HAGERMAN JOINT | 2,512,614 | 6,437 | 3,180,847 | 8,149 | 3,020,186 | 7,737 |
| 234 | BLISS JOINT | 1,358,962 | 7,517 | 1,651,215 | 9,134 | 1,616,328 | 8,941 |
| 241 | GRANGEVILLE JOINT | 11,388,634 | 8,846 | 15,138,048 | 11,758 | 13,999,959 | 10,874 |
| 242 | COTTONWOOD JOINT | 2,956,668 | 7,167 | 4,495,742 | 10,898 | 4,256,366 | 10,318 |
| 251 | JEFFERSON COUNTY JOINT | 18,716,035 | 4,969 | 25,096,360 | 6,663 | 23,291,444 | 6,184 |
| 252 | RIRIE JOINT | 3,762,830 | 5,890 | 5,195,724 | 8,133 | 4,570,874 | 7,155 |

EXPENDITURES PER FULL-TERM A.D.A.

JULY 1, 2004 - JUNE 30, 2005

114 SCHOOL DISTRICTS and 18 CHARTER SCHOOLS

| SCHOOL DISTRICT NUMBER | SCHOOL DISTRICT NAME | GENERAL FUND EXPENDITURES | GENERAL FUND EXPENDITURES / FULL-TERM A.D.A. | TOTAL EXPENDITURES (ALL FUNDS) | TOTAL EXPENDITURES (ALL FUNDS) / FULL-TERM A.D.A. | CURRENT EXPENDITURES (ALL FUNDS) (see footnote) | CURRENT EXPENDITURES (ALL FUNDS) / FULL-TERM A.D.A. (see footnote) |
|------------------------|--------------------------------|---------------------------|----------------------------------------------|--------------------------------|---------------------------------------------------|-------------------------------------------------|--------------------------------------------------------------------|
| 253 | WEST JEFFERSON | 3,863,596 | 6,043 | 5,411,840 | 8,465 | 5,071,679 | 7,933 |
| 261 | JEROME JOINT | 14,979,286 | 4,962 | 19,339,099 | 6,406 | 18,138,837 | 6,008 |
| 262 | VALLEY | 3,881,383 | 6,273 | 5,446,440 | 8,802 | 5,191,440 | 8,390 |
| 271 | COEUR D' ALENE | 50,747,069 | 5,531 | 68,513,902 | 7,468 | 61,939,804 | 6,751 |
| Charter | COEUR D' ALENE CHARTER ACADEMY | 2,096,369 | 5,952 | 2,120,178 | 6,019 | 2,035,297 | 5,778 |
| 272 | LAKELAND | 20,010,982 | 4,903 | 31,520,090 | 7,722 | 23,905,124 | 5,857 |
| 273 | POST FALLS | 23,925,355 | 5,058 | 45,856,213 | 9,694 | 29,872,113 | 6,315 |
| 274 | KOOTENAI JOINT | 2,291,064 | 9,039 | 3,364,711 | 13,275 | 2,790,579 | 11,010 |
| 281 | MOSCOW | 16,789,069 | 7,346 | 19,992,193 | 8,748 | 18,924,945 | 8,281 |
| Charter | MOSCOW CHARTER SCHOOL | 546,569 | 4,468 | 674,900 | 5,517 | 642,216 | 5,250 |
| 282 | GENESEE JOINT | 2,499,283 | 8,521 | 3,222,207 | 10,986 | 2,866,295 | 9,772 |
| 283 | KENDRICK JOINT | 2,569,043 | 8,756 | 3,237,347 | 11,034 | 2,956,376 | 10,077 |
| 285 | POTLATCH | 3,894,926 | 7,701 | 5,298,817 | 10,476 | 5,112,426 | 10,108 |
| 287 | TROY | 2,681,374 | 8,705 | 3,359,371 | 10,906 | 3,140,905 | 10,196 |
| 288 | WHITEPINE JOINT | 2,392,229 | 10,051 | 3,854,722 | 16,196 | 3,213,474 | 13,502 |
| Charter | IDAHO DISTANCE EDUC. ACADEMY | 2,250,186 | 3,852 | 2,420,186 | 4,143 | 2,420,186 | 4,143 |
| 291 | SALMON | 5,637,601 | 5,814 | 6,946,169 | 7,164 | 6,946,169 | 7,164 |
| 292 | SOUTH LEMHI | 1,262,041 | 13,262 | 1,467,129 | 15,417 | 1,462,887 | 15,373 |
| 302 | NEZPERCE JOINT | 1,696,413 | 10,807 | 2,263,114 | 14,417 | 1,956,577 | 12,465 |
| 304 | KAMIAH JOINT | 3,295,238 | 6,676 | 4,488,476 | 9,094 | 4,248,743 | 8,608 |
| 305 | HIGHLAND JOINT | 1,958,583 | 9,231 | 2,201,060 | 10,374 | 2,201,060 | 10,374 |
| 312 | SHOSHONE JOINT | 3,166,438 | 6,338 | 4,159,861 | 8,326 | 3,839,640 | 7,685 |
| 314 | DIETRICH | 1,283,346 | 8,301 | 2,918,422 | 18,876 | 1,740,154 | 11,255 |
| 316 | RICHFIELD | 1,427,929 | 6,879 | 1,784,782 | 8,598 | 1,723,665 | 8,303 |
| 321 | MADISON | 19,576,890 | 4,820 | 30,196,542 | 7,434 | 23,788,542 | 5,857 |
| 322 | SUGAR-SALEM JOINT | 6,437,813 | 5,155 | 8,264,924 | 6,618 | 7,349,042 | 5,884 |
| 331 | MINIDOKA COUNTY JOINT | 22,143,039 | 5,713 | 32,046,298 | 8,268 | 26,803,566 | 6,916 |
| 340 | LEWISTON INDEPENDENT | 33,580,000 | 7,079 | 38,782,415 | 8,176 | 37,930,868 | 7,997 |
| 341 | LAPWAI | 4,456,278 | 9,218 | 6,123,971 | 12,668 | 5,889,142 | 12,182 |
| 342 | CULDESAC JOINT | 1,484,197 | 8,601 | 1,762,612 | 10,214 | 1,742,167 | 10,096 |
| 351 | ONEIDA COUNTY | 4,814,822 | 5,562 | 6,431,314 | 7,429 | 5,949,714 | 6,873 |
| 363 | MARSING JOINT | 4,246,551 | 5,702 | 5,656,855 | 7,595 | 5,365,543 | 7,204 |
| 364 | PLEASANT VALLEY ELEMENTARY | 231,738 | 9,501 | 273,509 | 11,214 | 273,284 | 11,205 |
| 365 | BRUNEAU-GRAND VIEW JOINT | 3,212,726 | 7,793 | 4,193,642 | 10,173 | 3,920,765 | 9,511 |
| 370 | HOMEDALE JOINT | 6,884,225 | 5,477 | 9,074,176 | 7,220 | 8,719,043 | 6,937 |
| 371 | PAYETTE JOINT | 8,824,278 | 5,238 | 15,028,720 | 8,921 | 11,612,109 | 6,893 |
| 372 | NEW PLYMOUTH | 4,798,712 | 5,406 | 6,312,669 | 7,111 | 6,039,493 | 6,803 |
| 373 | FRUITLAND | 7,743,809 | 5,098 | 10,056,016 | 6,620 | 9,273,438 | 6,105 |
| 381 | AMERICAN FALLS JOINT | 9,331,595 | 6,206 | 12,906,974 | 8,584 | 12,197,664 | 8,112 |
| 382 | ROCKLAND | 1,509,998 | 10,762 | 1,798,095 | 12,815 | 1,715,868 | 12,229 |
| 383 | ARBON ELEMENTARY | 221,347 | 32,695 | 232,487 | 34,341 | 232,487 | 34,341 |
| 391 | KELLOGG JOINT | 8,991,686 | 6,814 | 11,839,867 | 8,972 | 11,289,269 | 8,555 |
| 392 | MULLAN | 1,619,729 | 13,142 | 2,112,453 | 17,140 | 2,112,453 | 17,140 |
| 393 | WALLACE | 4,275,800 | 8,768 | 5,065,601 | 10,387 | 4,983,043 | 10,218 |
| 394 | AVERY | 793,547 | 43,939 | 985,908 | 54,591 | 920,554 | 50,972 |
| 401 | TETON COUNTY | 7,353,730 | 5,485 | 9,764,591 | 7,284 | 8,847,500 | 6,600 |
| 411 | TWIN FALLS | 32,981,064 | 4,966 | 45,320,911 | 6,824 | 40,170,289 | 6,049 |
| 412 | BUHL JOINT | 6,586,995 | 5,367 | 14,782,898 | 12,046 | 8,778,736 | 7,153 |
| 413 | FILER | 6,605,602 | 5,197 | 8,406,825 | 6,614 | 8,035,068 | 6,322 |
| 414 | KIMBERLY | 6,357,711 | 4,953 | 12,807,881 | 9,979 | 7,875,106 | 6,135 |
| 415 | HANSEN | 2,335,390 | 6,195 | 3,105,517 | 8,239 | 2,981,979 | 7,911 |
| 416 | THREE CREEK JOINT ELEMENTARY | 92,395 | 13,069 | 100,492 | 14,214 | 98,742 | 13,966 |
| 417 | CASTLEFORD JOINT | 2,227,702 | 7,217 | 2,814,899 | 9,119 | 2,694,010 | 8,728 |
| 418 | MURTAUGH JOINT | 1,457,191 | 6,743 | 2,077,098 | 9,612 | 1,944,139 | 8,997 |
| 421 | MCCALL-DONNELLY JOINT | 7,705,908 | 8,182 | 9,317,756 | 9,894 | 8,846,107 | 9,393 |
| 422 | CASCADE | 2,458,194 | 7,428 | 3,243,783 | 9,802 | 2,906,988 | 8,784 |
| 431 | WEISER | 8,411,067 | 5,315 | 13,056,877 | 8,251 | 10,402,693 | 6,573 |
| 432 | CAMBRIDGE JOINT | 1,536,379 | 9,988 | 2,084,466 | 13,550 | 1,979,466 | 12,868 |
| 433 | MIDVALE | 1,300,775 | 10,847 | 1,529,508 | 12,754 | 1,529,508 | 12,754 |
| LEA Chtr | VICTORY CHARTER SCHOOL | 1,356,647 | 6,012 | 1,524,363 | 6,756 | 1,349,624 | 5,981 |
| LEA Chtr | IDAHO VIRTUAL ACADEMY | 7,681,675 | 4,742 | 8,600,645 | 5,309 | 8,600,645 | 5,309 |
| LEA Chtr | RICHARD MCKENNA CHARTER | 1,317,330 | 6,911 | 1,524,410 | 7,998 | 1,337,910 | 7,019 |
| STATEWIDE | | 1,391,301,337 | 5,766 | 1,947,444,081 | 8,071 | 1,680,478,977 | 6,965 |

Current Expenditures (All Funds) excludes Capital Assets, Debt Principal, and Refunded Debt.

STATE FOUNDATION PROGRAM

JULY 1, 2004 - JUNE 30, 2005

114 SCHOOL DISTRICTS and 18 CHARTER SCHOOLS

| SCHOOL DISTRICT NUMBER | SCHOOL DISTRICT NAME | STATE EDUCATIONAL ALLOWANCE | STATE BENEFIT ALLOWANCE | STATE TRANSPORTATION ALLOWANCE | TOTAL FOUNDATION SUPPORT |
|------------------------|-------------------------------|-----------------------------|-------------------------|--------------------------------|--------------------------|
| 001 | BOISE INDEPENDENT | 47,877,941.37 | 12,231,347.83 | 4,593,774.38 | 64,703,063.58 |
| Charter | ANSER OF IDAHO, INC | 913,374.56 | 111,402.33 | 1,464.55 | 1,026,241.44 |
| Charter | HIDDEN SPRINGS CHARTER | 1,548,129.89 | 171,921.38 | 0.00 | 1,720,051.27 |
| 002 | MERIDIAN JOINT | 73,286,857.15 | 12,532,055.29 | 6,322,152.95 | 92,141,065.39 |
| Charter | MERIDIAN CHARTER HIGH SCHOOL | 1,239,091.70 | 139,537.60 | 12,257.00 | 1,390,886.30 |
| Charter | NORTH STAR CHARTER SCHOOL | 1,116,173.94 | 131,158.56 | 0.00 | 1,247,332.50 |
| Charter | MERIDIAN MEDICAL ARTS CHARTER | 1,047,293.72 | 113,763.31 | 10,969.25 | 1,172,026.28 |
| 003 | KUNA JOINT | 11,134,621.69 | 1,659,335.48 | 826,468.60 | 13,620,425.77 |
| 011 | MEADOWS VALLEY | 662,907.45 | 158,476.48 | 61,942.90 | 883,326.83 |
| 013 | COUNCIL | 1,414,424.06 | 232,239.78 | 60,797.10 | 1,707,460.94 |
| 021 | MARSH VALLEY JOINT | 4,699,849.27 | 740,556.46 | 394,451.85 | 5,834,857.58 |
| 025 | POCATELLO | 36,029,531.27 | 5,673,835.65 | 2,350,087.65 | 44,053,454.57 |
| Charter | POCATELLO COMMUNITY CHARTER | 833,965.21 | 100,858.57 | 0.00 | 934,823.78 |
| 033 | BEAR LAKE COUNTY | 4,224,526.67 | 713,910.59 | 427,839.00 | 5,366,276.26 |
| 041 | ST. MARIES JOINT | 3,440,425.10 | 608,542.30 | 496,862.40 | 4,545,829.80 |
| 044 | PLUMMER / WORLEY JOINT | 1,135,885.36 | 282,807.09 | 280,057.15 | 1,698,749.60 |
| 052 | SNAKE RIVER | 6,412,415.36 | 908,437.01 | 500,610.90 | 7,821,463.27 |
| Charter | IDAHO LEADERSHIP ACADEMY | 834,005.13 | 99,472.72 | 62,291.40 | 995,769.25 |
| 055 | BLACKFOOT | 13,996,399.52 | 1,985,555.04 | 1,044,854.85 | 17,026,809.41 |
| Charter | BLACKFOOT CHARTER | 348,944.04 | 33,151.75 | 28,982.76 | 411,078.55 |
| 058 | ABERDEEN | 2,919,713.63 | 437,326.82 | 263,391.20 | 3,620,431.65 |
| 059 | FIRTH | 3,308,154.17 | 476,168.97 | 180,647.10 | 3,964,970.24 |
| 060 | SHELLEY JOINT | 6,739,601.39 | 960,676.49 | 345,657.60 | 8,045,935.48 |
| 061 | BLAINE COUNTY | 376,623.72 | 1,468,598.08 | 933,151.25 | 2,778,373.05 |
| 071 | GARDEN VALLEY | 719,056.62 | 204,348.65 | 187,770.10 | 1,111,175.37 |
| 072 | BASIN | 1,306,914.05 | 264,589.18 | 212,296.85 | 1,783,800.08 |
| 073 | HORSESHOE BEND | 1,226,951.37 | 194,863.37 | 90,409.44 | 1,512,224.18 |
| 083 | WEST BONNER COUNTY | 2,463,535.89 | 751,092.10 | 445,324.35 | 3,659,952.34 |
| 084 | LAKE PEND OREILLE | 5,789,400.30 | 1,956,937.48 | 1,168,903.00 | 8,915,240.78 |
| Charter | SANDPOINT CHARTER SCHOOL | 828,714.79 | 74,177.23 | 0.00 | 902,892.02 |
| 091 | IDAHO FALLS | 29,681,225.12 | 4,696,465.39 | 1,756,972.10 | 36,134,662.61 |
| 092 | SWAN VALLEY ELEMENTARY | 58,829.22 | 47,263.67 | 78,709.15 | 184,802.04 |
| 093 | BONNEVILLE JOINT | 25,250,423.33 | 3,709,834.51 | 1,346,085.50 | 30,306,343.34 |
| Charter | WHITE PINE CHARTER SCHOOL | 865,155.75 | 87,842.89 | 0.00 | 952,998.64 |
| 101 | BOUNDARY COUNTY | 4,229,060.81 | 800,827.51 | 613,641.35 | 5,643,529.67 |
| 111 | BUTTE COUNTY | 1,743,291.64 | 290,982.20 | 230,742.70 | 2,265,016.54 |
| 121 | CAMAS COUNTY | 679,078.25 | 129,638.54 | 74,273.00 | 882,989.79 |
| 131 | NAMPA | 36,879,549.01 | 5,705,775.62 | 3,016,804.70 | 45,602,129.33 |
| Charter | LIBERTY CHARTER SCHOOL | 1,910,253.42 | 229,001.56 | 129,244.20 | 2,268,499.18 |
| 132 | CALDWELL | 18,738,284.10 | 2,750,792.58 | 1,727,235.70 | 23,216,312.38 |
| 133 | WILDER | 1,898,342.67 | 291,570.55 | 96,323.70 | 2,286,236.92 |
| 134 | MIDDLETON | 8,168,186.77 | 1,208,933.72 | 658,639.50 | 10,035,759.99 |
| 135 | NOTUS | 1,358,486.43 | 197,616.41 | 111,143.45 | 1,667,246.29 |
| 136 | MELBA JOINT | 2,409,814.88 | 364,805.12 | 190,296.30 | 2,964,916.30 |
| 137 | PARMA | 3,501,465.51 | 516,108.13 | 295,967.45 | 4,313,541.09 |
| 139 | VALLIVUE | 12,796,392.40 | 2,070,506.95 | 1,400,714.15 | 16,267,613.50 |
| Charter | THOMAS JEFFERSON CHARTER | 963,422.70 | 93,933.02 | 101,220.00 | 1,158,575.72 |
| 148 | GRACE JOINT | 2,234,592.46 | 327,217.39 | 203,036.95 | 2,764,846.80 |
| 149 | NORTH GEM | 945,945.30 | 154,388.27 | 78,766.95 | 1,179,100.52 |
| 150 | SODA SPRINGS JOINT | 2,360,537.09 | 500,019.95 | 255,321.30 | 3,115,878.34 |
| 151 | CASSIA COUNTY JOINT | 16,283,152.82 | 2,420,978.33 | 1,065,958.65 | 19,770,089.80 |
| 161 | CLARK COUNTY JOINT | 872,251.08 | 155,746.83 | 101,019.10 | 1,129,017.01 |
| 171 | OROFINO JOINT | 4,387,702.18 | 748,900.90 | 486,112.45 | 5,622,715.53 |
| 181 | CHALLIS JOINT | 1,157,809.25 | 313,670.64 | 244,559.45 | 1,716,039.34 |
| 182 | MACKAY JOINT | 986,885.86 | 170,052.12 | 138,871.30 | 1,295,809.28 |
| 191 | PRAIRIE ELEMENTARY | 92,663.24 | 9,126.44 | 3,575.95 | 105,365.63 |
| 192 | GLENN'S FERRY JOINT | 1,905,861.21 | 328,478.48 | 164,471.60 | 2,398,811.29 |
| 193 | MOUNTAIN HOME | 12,702,281.17 | 1,895,655.48 | 965,872.44 | 15,563,809.09 |
| 201 | PRESTON JOINT | 7,915,853.11 | 1,108,720.64 | 416,104.75 | 9,440,678.50 |
| 202 | WEST SIDE JOINT | 2,387,059.29 | 332,238.71 | 158,899.85 | 2,878,197.85 |
| 215 | FREMONT COUNTY JOINT | 6,058,829.45 | 1,218,566.36 | 521,179.20 | 7,798,575.01 |
| 221 | EMMETT INDEPENDENT | 9,567,613.17 | 1,412,953.79 | 775,271.40 | 11,755,838.36 |
| 231 | GOODING JOINT | 4,221,172.61 | 641,918.67 | 343,934.65 | 5,207,025.93 |
| 232 | WENDELL | 3,575,649.66 | 534,968.96 | 294,711.60 | 4,405,330.22 |
| 233 | HAGERMAN JOINT | 1,621,101.63 | 254,882.43 | 86,451.80 | 1,962,435.86 |
| 234 | BLISS JOINT | 913,596.71 | 137,584.46 | 46,392.15 | 1,097,573.32 |
| 241 | GRANGEVILLE JOINT | 4,374,470.43 | 868,776.86 | 609,087.05 | 5,852,334.34 |
| 242 | COTTONWOOD JOINT | 1,803,899.13 | 279,932.22 | 140,075.75 | 2,223,907.10 |
| 251 | JEFFERSON COUNTY JOINT | 13,282,827.41 | 1,889,660.74 | 1,044,936.45 | 16,217,424.60 |
| 252 | RIRIE JOINT | 2,731,139.04 | 377,859.34 | 143,484.25 | 3,252,482.63 |

STATE FOUNDATION PROGRAM

JULY 1, 2004 - JUNE 30, 2005

114 SCHOOL DISTRICTS and 18 CHARTER SCHOOLS

| SCHOOL DISTRICT NUMBER | SCHOOL DISTRICT NAME | STATE EDUCATIONAL ALLOWANCE | STATE BENEFIT ALLOWANCE | STATE TRANSPORTATION ALLOWANCE | TOTAL FOUNDATION SUPPORT |
|------------------------|--------------------------------|-----------------------------|-------------------------|--------------------------------|--------------------------|
| 253 | WEST JEFFERSON | 2,717,872.42 | 393,889.43 | 257,346.85 | 3,369,108.70 |
| 261 | JEROME JOINT | 8,886,315.30 | 1,439,996.91 | 627,066.25 | 10,953,378.46 |
| 262 | VALLEY | 2,430,475.37 | 367,304.96 | 338,418.15 | 3,136,198.48 |
| 271 | COEUR D' ALENE | 19,736,761.49 | 4,584,704.27 | 1,477,558.40 | 25,799,024.16 |
| Charter | COEUR D' ALENE CHARTER ACADEMY | 1,934,230.36 | 220,274.89 | 0.00 | 2,154,505.25 |
| 272 | LAKELAND | 10,791,261.68 | 1,992,631.15 | 946,246.35 | 13,730,139.18 |
| 273 | POST FALLS | 13,427,504.67 | 2,346,499.94 | 822,091.95 | 16,596,096.56 |
| 274 | KOOTENAI JOINT | 608,895.89 | 194,673.59 | 151,216.70 | 954,786.18 |
| 281 | MOSCOW | 5,877,088.98 | 1,169,738.13 | 397,017.21 | 7,443,844.32 |
| Charter | MOSCOW CHARTER SCHOOL | 508,528.68 | 60,863.11 | 0.00 | 569,391.79 |
| 282 | GENESEE JOINT | 1,359,777.26 | 222,255.76 | 118,150.00 | 1,700,183.02 |
| 283 | KENDRICK JOINT | 1,466,767.22 | 226,805.50 | 123,943.60 | 1,817,516.32 |
| 285 | POTLATCH | 1,950,550.83 | 320,755.64 | 186,731.40 | 2,458,037.87 |
| 287 | TROY | 1,365,179.85 | 213,013.01 | 122,249.55 | 1,700,442.41 |
| 288 | WHITEPINE JOINT | 1,017,909.77 | 195,912.18 | 142,512.70 | 1,356,334.65 |
| Charter | IDAHO DISTANCE EDUC. ACADEMY | 2,736,239.88 | 77,166.10 | 0.00 | 2,813,405.98 |
| 291 | SALMON | 2,663,929.10 | 522,165.50 | 324,926.10 | 3,511,020.70 |
| 292 | SOUTH LEMHI | 862,100.47 | 137,229.74 | 67,616.65 | 1,066,946.86 |
| 302 | NEZPERCE JOINT | 784,667.47 | 142,075.72 | 89,804.20 | 1,016,547.39 |
| 304 | KAMIAH JOINT | 1,889,747.26 | 305,763.25 | 154,099.90 | 2,349,610.41 |
| 305 | HIGHLAND JOINT | 904,407.45 | 171,336.13 | 141,739.20 | 1,217,482.78 |
| 312 | SHOSHONE JOINT | 1,959,757.14 | 296,921.84 | 117,769.20 | 2,374,448.18 |
| 314 | DIETRICH | 990,997.16 | 139,646.59 | 81,712.20 | 1,212,355.95 |
| 316 | RICHFIELD | 939,780.73 | 138,647.84 | 37,527.50 | 1,115,956.07 |
| 321 | MADISON | 12,735,679.42 | 1,958,000.36 | 903,377.45 | 15,597,057.23 |
| 322 | SUGAR-SALEM JOINT | 4,739,030.76 | 673,142.95 | 291,731.05 | 5,703,904.76 |
| 331 | MINIDOKA COUNTY JOINT | 13,411,864.35 | 2,087,535.14 | 1,156,964.75 | 16,656,364.24 |
| 340 | LEWISTON INDEPENDENT | 12,585,990.45 | 2,374,309.09 | 784,664.75 | 15,744,964.29 |
| 341 | LAPWAI | 1,981,625.36 | 292,653.71 | 157,438.70 | 2,431,717.77 |
| 342 | CULDESAC JOINT | 1,040,495.84 | 146,325.95 | 77,859.15 | 1,264,680.94 |
| 351 | ONEIDA COUNTY | 3,174,710.87 | 495,768.95 | 226,284.45 | 3,896,764.27 |
| 363 | MARSING JOINT | 2,783,047.92 | 402,615.78 | 235,990.60 | 3,421,654.30 |
| 364 | PLEASANT VALLEY ELEMENTARY | 114,964.02 | 12,061.18 | 10,401.45 | 137,426.65 |
| 365 | BRUNEAU-GRAND VIEW JOINT | 1,900,007.46 | 257,067.76 | 203,177.20 | 2,360,252.42 |
| 370 | HOMEDALE JOINT | 4,910,477.97 | 677,480.56 | 285,746.20 | 5,873,704.73 |
| 371 | PAYETTE JOINT | 6,248,583.81 | 908,065.69 | 254,192.50 | 7,410,842.00 |
| 372 | NEW PLYMOUTH | 3,452,773.51 | 493,811.16 | 185,810.00 | 4,132,394.67 |
| 373 | FRUITLAND | 5,146,902.20 | 773,184.45 | 233,992.25 | 6,154,078.90 |
| 381 | AMERICAN FALLS JOINT | 4,253,502.90 | 806,454.54 | 530,557.25 | 5,590,514.69 |
| 382 | ROCKLAND | 967,568.24 | 134,828.87 | 38,034.95 | 1,140,432.06 |
| 383 | ARBON ELEMENTARY | 92,719.94 | 17,397.23 | 36,814.35 | 146,931.52 |
| 391 | KELLOGG JOINT | 4,425,920.29 | 700,664.97 | 586,121.75 | 5,712,707.01 |
| 392 | MULLAN | 957,141.79 | 134,639.12 | 17,725.90 | 1,109,506.81 |
| 393 | WALLACE | 1,876,046.51 | 307,032.65 | 223,641.80 | 2,406,720.96 |
| 394 | AVERY | 15,946.94 | 34,867.22 | 102,641.75 | 153,455.91 |
| 401 | TETON COUNTY | 2,222,196.00 | 647,856.76 | 356,477.25 | 3,226,530.01 |
| 411 | TWIN FALLS | 18,718,930.25 | 3,234,483.38 | 890,011.20 | 22,843,424.83 |
| 412 | BUHL JOINT | 3,670,657.45 | 630,584.65 | 337,852.05 | 4,639,094.15 |
| 413 | FILER | 4,598,686.16 | 697,946.08 | 364,910.10 | 5,661,542.34 |
| 414 | KIMBERLY | 4,681,324.19 | 662,587.44 | 211,626.20 | 5,555,537.83 |
| 415 | HANSEN | 1,534,922.84 | 234,303.57 | 73,744.30 | 1,842,970.71 |
| 416 | THREE CREEK JOINT ELEMENTARY | 52,286.80 | 5,418.49 | 7,065.20 | 64,770.49 |
| 417 | CASTLEFORD JOINT | 1,404,786.63 | 217,344.60 | 137,112.65 | 1,759,243.88 |
| 418 | MURTAUGH JOINT | 932,497.87 | 154,414.41 | 67,959.20 | 1,154,871.48 |
| 421 | MCCALL-DONNELLY JOINT | 456,497.77 | 561,437.13 | 524,335.25 | 1,542,270.15 |
| 422 | CASCADE | 766,945.91 | 251,349.70 | 54,735.75 | 1,073,031.36 |
| 431 | WEISER | 5,618,649.13 | 851,831.49 | 266,602.50 | 6,737,083.12 |
| 432 | CAMBRIDGE JOINT | 781,498.85 | 146,015.25 | 82,659.10 | 1,010,173.20 |
| 433 | MIDVALE | 728,366.87 | 131,486.26 | 57,699.70 | 917,552.83 |
| LEA Chtr | VICTORY CHARTER SCHOOL | 939,477.92 | 106,361.68 | 93,335.00 | 1,139,174.60 |
| LEA Chtr | IDAHO VIRTUAL ACADEMY | 7,307,065.62 | 211,280.33 | 1,073.55 | 7,519,419.50 |
| LEA Chtr | RICHARD MCKENNA CHARTER | 1,123,172.70 | 122,344.16 | 0.00 | 1,245,516.86 |
| STATEWIDE | | 721,553,293.64 | 123,126,563.86 | 58,215,634.88 | 902,895,492.38 |

OTHER STATE SUPPORT

JULY 1, 2004 - JUNE 30, 2005

114 SCHOOL DISTRICTS and 18 CHARTER SCHOOLS

| SCHOOL DISTRICT NUMBER | SCHOOL DISTRICT NAME | STATE TECHNOLOGY GRANTS | SAFE & DRUG FREE | IDAHO READING INITIATIVE | LIMITED ENGLISH PROFICIENCY | EARLY RETIREMENT INCENTIVE | BOND LEVY EQUALIZATION SUPPORT | PROFESSIONAL TECHNICAL PROGRAM ¹ |
|------------------------|-------------------------------|-------------------------|------------------|--------------------------|-----------------------------|----------------------------|--------------------------------|---------------------------------------------|
| 001 | BOISE INDEPENDENT | 600,232.90 | 411,402.00 | 221,396.25 | 332,482.19 | 772,153.92 | 0.00 | 949,671.00 |
| Charter | ANSER OF IDAHO, INC | 3,395.95 | 2,260.00 | 468.00 | 0.00 | 0.00 | 0.00 | 0.00 |
| Charter | HIDDEN SPRINGS CHARTER | 9,009.49 | 5,168.00 | 2,075.05 | 0.00 | 0.00 | 0.00 | 0.00 |
| 002 | MERIDIAN JOINT | 632,095.99 | 421,380.00 | 206,499.29 | 295,203.21 | 219,116.03 | 117,580.08 | 325,126.00 |
| Charter | MERIDIAN CHARTER HIGH SCHOOL | 4,241.94 | 0.00 | 0.00 | 0.00 | 0.00 | 0.00 | 164,595.00 |
| Charter | NORTH STAR CHARTER SCHOOL | 6,318.36 | 0.00 | 879.76 | 0.00 | 0.00 | 0.00 | 0.00 |
| Charter | MERIDIAN MEDICAL ARTS CHARTER | 0.00 | 0.00 | 0.00 | 0.00 | 0.00 | 0.00 | 10,260.00 |
| 003 | KUNA JOINT | 102,411.25 | 54,503.00 | 34,367.07 | 17,940.53 | 43,272.12 | 0.00 | 67,136.00 |
| 011 | MEADOWS VALLEY | 24,735.80 | 4,484.00 | 2,437.63 | 0.00 | 7,542.90 | 0.00 | 6,890.00 |
| 013 | COUNCIL | 27,009.45 | 6,813.00 | 2,409.63 | 0.00 | 0.00 | 0.00 | 25,066.00 |
| 021 | MARSH VALLEY JOINT | 51,021.41 | 24,015.00 | 5,965.74 | 465.99 | 23,871.33 | 105,629.79 | 42,729.00 |
| 025 | POCATELLO | 290,660.44 | 192,145.00 | 84,958.31 | 24,231.36 | 488,185.47 | 0.00 | 361,783.00 |
| Charter | POCATELLO COMMUNITY CHARTER | 4,484.22 | 0.00 | 3,180.92 | 0.00 | 0.00 | 0.00 | 0.00 |
| 033 | BEAR LAKE COUNTY | 50,338.61 | 23,862.00 | 6,413.03 | 465.99 | 16,453.50 | 0.00 | 47,784.00 |
| 041 | ST. MARIES JOINT | 44,988.38 | 19,521.00 | 8,969.71 | 0.00 | 0.00 | 0.00 | 33,174.00 |
| 044 | PLUMMER / WORLEY JOINT | 30,691.74 | 8,986.00 | 8,001.95 | 43,336.86 | 0.00 | 0.00 | 21,450.00 |
| 052 | SNAKE RIVER | 61,984.17 | 34,736.00 | 21,341.40 | 81,547.85 | 25,694.90 | 0.00 | 55,996.00 |
| Charter | IDAHO LEADERSHIP ACADEMY | 4,275.98 | 0.00 | 0.00 | 0.00 | 0.00 | 0.00 | 0.00 |
| 055 | BLACKFOOT | 113,465.12 | 66,674.00 | 84,618.29 | 249,070.43 | 54,796.09 | 0.00 | 95,445.00 |
| Charter | BLACKFOOT CHARTER | 1,593.86 | 913.00 | 2,181.87 | 0.00 | 0.00 | 0.00 | 0.00 |
| 058 | ABERDEEN | 39,443.93 | 15,943.00 | 12,795.56 | 66,403.25 | 0.00 | 82,618.71 | 31,418.00 |
| 059 | FIRTH | 40,292.92 | 16,492.00 | 4,510.45 | 16,309.57 | 0.00 | 0.00 | 26,922.00 |
| 060 | SHELLEY JOINT | 65,698.50 | 32,828.00 | 18,620.33 | 33,784.11 | 27,657.28 | 90,450.07 | 55,012.00 |
| 061 | BLAINE COUNTY | 92,986.27 | 50,058.00 | 48,256.36 | 122,554.77 | 87,219.99 | 0.00 | 71,578.00 |
| 071 | GARDEN VALLEY | 26,452.80 | 6,258.00 | 2,499.63 | 0.00 | 0.00 | 0.00 | 15,390.00 |
| 072 | BASIN | 30,369.36 | 8,456.00 | 3,152.67 | 0.00 | 0.00 | 0.00 | 8,550.00 |
| 073 | HORSESHOE BEND | 27,020.46 | 6,480.00 | 2,789.22 | 698.98 | 0.00 | 0.00 | 15,390.00 |
| 083 | WEST BONNER COUNTY | 54,852.87 | 25,403.00 | 19,722.66 | 0.00 | 9,343.60 | 0.00 | 33,958.00 |
| 084 | LAKE PEND OREILLE | 108,186.97 | 66,766.00 | 40,351.17 | 1,397.96 | 35,197.66 | 0.00 | 133,776.00 |
| Charter | SANDPOINT CHARTER SCHOOL | 3,548.13 | 0.00 | 0.00 | 0.00 | 0.00 | 0.00 | 0.00 |
| 091 | IDAHO FALLS | 257,595.94 | 168,723.00 | 102,827.21 | 195,947.83 | 125,141.33 | 0.00 | 448,492.00 |
| 092 | SWAN VALLEY ELEMENTARY | 12,654.73 | 2,426.00 | 2,215.63 | 0.00 | 0.00 | 0.00 | 0.00 |
| 093 | BONNEVILLE JOINT | 199,795.64 | 125,452.00 | 77,040.82 | 81,314.85 | 71,369.27 | 0.00 | 432,563.00 |
| Charter | WHITE PINE CHARTER SCHOOL | 4,848.65 | 0.00 | 4,557.97 | 0.00 | 0.00 | 0.00 | 0.00 |
| 101 | BOUNDARY COUNTY | 55,440.55 | 26,610.00 | 21,217.27 | 26,561.30 | 40,719.98 | 0.00 | 46,865.00 |
| 111 | BUTTE COUNTY | 15,839.44 | 9,525.00 | 2,855.63 | 2,795.93 | 23,359.01 | 0.00 | 15,732.00 |
| 121 | CAMAS COUNTY | 23,716.62 | 3,954.00 | 2,343.63 | 0.00 | 0.00 | 14,924.41 | 23,142.00 |
| 131 | NAMPA | 306,376.74 | 193,978.00 | 184,169.26 | 547,535.55 | 106,721.11 | 672,927.29 | 466,286.00 |
| Charter | LIBERTY CHARTER SCHOOL | 9,068.56 | 5,452.00 | 1,888.58 | 0.00 | 0.00 | 0.00 | 0.00 |
| 132 | CALDWELL | 158,840.95 | 96,356.00 | 117,515.23 | 254,429.29 | 151,068.35 | 290,073.29 | 73,830.00 |
| 133 | WILDER | 31,027.13 | 11,421.00 | 11,778.31 | 43,103.86 | 21,701.22 | 0.00 | 41,180.00 |
| 134 | MIDDLETON | 76,752.37 | 39,758.00 | 36,087.42 | 19,804.48 | 21,023.11 | 0.00 | 39,469.00 |
| 135 | NOTUS | 27,209.68 | 6,848.00 | 3,192.92 | 22,367.41 | 0.00 | 0.00 | 56,448.00 |
| 136 | MELBA JOINT | 36,326.30 | 12,645.00 | 8,713.24 | 26,794.29 | 9,343.60 | 0.00 | 32,052.00 |
| 137 | PARMA | 43,441.58 | 18,151.00 | 12,469.92 | 74,558.03 | 38,801.58 | 0.00 | 54,860.00 |
| 139 | VALLIVUE | 123,602.92 | 66,415.00 | 55,287.63 | 183,599.15 | 111,911.35 | 286,305.74 | 81,688.00 |
| Charter | THOMAS JEFFERSON CHARTER | 0.00 | 0.00 | 648.00 | 0.00 | 0.00 | 0.00 | 0.00 |
| 148 | GRACE JOINT | 31,858.09 | 9,783.00 | 3,013.36 | 1,397.96 | 0.00 | 0.00 | 20,520.00 |
| 149 | NORTH GEM | 24,230.21 | 4,359.00 | 2,481.50 | 0.00 | 0.00 | 0.00 | 18,791.00 |
| 150 | SODA SPRINGS JOINT | 42,780.81 | 18,007.00 | 6,864.15 | 1,397.96 | 0.00 | 0.00 | 35,522.00 |
| 151 | CASSIA COUNTY JOINT | 134,254.32 | 81,517.00 | 53,393.09 | 235,789.78 | 25,142.97 | 0.00 | 328,071.00 |
| 161 | CLARK COUNTY JOINT | 24,614.66 | 4,672.00 | 2,943.16 | 18,639.51 | 0.00 | 0.00 | 14,022.00 |
| 171 | OROFINO JOINT | 50,996.38 | 26,097.17 | 11,884.83 | 465.99 | 0.00 | 0.00 | 48,322.00 |
| 181 | CHALLIS JOINT | 31,154.28 | 9,780.00 | 3,148.67 | 698.98 | 36,379.74 | 0.00 | 23,940.00 |
| 182 | MACKAY JOINT | 25,102.23 | 5,144.00 | 2,710.81 | 1,397.96 | 0.00 | 0.00 | 14,022.00 |
| 191 | PRAIRIE ELEMENTARY | 5,137.98 | 0.00 | 18.00 | 0.00 | 0.00 | 0.00 | 0.00 |
| 192 | GLENNS FERRY JOINT | 33,135.58 | 10,897.00 | 7,594.29 | 49,627.69 | 0.00 | 31,517.46 | 35,180.00 |
| 193 | MOUNTAIN HOME | 115,973.04 | 72,902.00 | 42,120.87 | 85,741.74 | 101,518.86 | 0.00 | 87,164.00 |
| 201 | PRESTON JOINT | 76,149.67 | 40,821.00 | 20,707.53 | 22,367.41 | 10,057.19 | 0.00 | 66,054.00 |
| 202 | WEST SIDE JOINT | 32,997.42 | 10,570.00 | 3,410.95 | 465.99 | 0.00 | 0.00 | 29,145.00 |
| 215 | FREMONT COUNTY JOINT | 73,686.80 | 38,646.00 | 27,286.75 | 64,073.31 | 23,359.01 | 0.00 | 55,885.00 |
| 221 | EMMETT INDEPENDENT | 87,515.90 | 48,861.00 | 28,272.76 | 45,433.80 | 60,733.43 | 0.00 | 61,493.00 |
| 231 | GOODING JOINT | 49,332.44 | 21,663.00 | 22,175.23 | 33,085.13 | 35,038.50 | 0.00 | 69,226.00 |
| 232 | WENDELL | 45,311.76 | 18,468.00 | 15,642.96 | 78,052.94 | 0.00 | 0.00 | 22,230.00 |
| 233 | HAGERMAN JOINT | 29,549.41 | 8,045.00 | 4,252.77 | 13,047.66 | 0.00 | 0.00 | 22,691.00 |
| 234 | BLISS JOINT | 24,426.44 | 4,517.00 | 2,427.63 | 9,319.75 | 0.00 | 0.00 | 19,271.00 |
| 241 | GRANGEVILLE JOINT | 52,463.09 | 24,990.00 | 8,520.66 | 698.98 | 89,485.56 | 0.00 | 42,508.00 |
| 242 | COTTONWOOD JOINT | 30,173.13 | 9,179.00 | 2,707.63 | 0.00 | 0.00 | 0.00 | 118,547.00 |
| 251 | JEFFERSON COUNTY JOINT | 110,084.18 | 64,929.00 | 36,150.19 | 68,267.20 | 70,484.28 | 0.00 | 77,068.00 |
| 252 | RIRIE JOINT | 35,192.98 | 12,612.00 | 7,201.13 | 0.00 | 0.00 | 27,002.39 | 25,112.00 |

¹ Professional Technical funds are general fund dollars appropriated to the Division of Professional Technical Education and are paid by the Division directly to qualifying districts and charter schools.

OTHER STATE SUPPORT

JULY 1, 2004 - JUNE 30, 2005

114 SCHOOL DISTRICTS and 18 CHARTER SCHOOLS

| SCHOOL DISTRICT NUMBER | SCHOOL DISTRICT NAME | UNEMPLOYMENT ¹ | GIFTED / TALENTED | TEACHER INCENTIVE - NATIONAL CERTIFICATION | DRIVER TRAINING | LOTTERY | TOTAL OTHER STATE SUPPORT |
|------------------------|-------------------------------|---------------------------|-------------------|--------------------------------------------|-----------------|------------|---------------------------|
| 001 | BOISE INDEPENDENT | 115,902.54 | 43,066.58 | 54,298.40 | 130,962.92 | 905,277.00 | 4,536,845.70 |
| Charter | ANSER OF IDAHO, INC | 0.00 | 0.00 | 7,082.40 | 0.00 | 5,159.00 | 18,365.35 |
| Charter | HIDDEN SPRINGS CHARTER | 447.72 | 359.05 | 0.00 | 0.00 | 13,569.00 | 30,628.31 |
| 002 | MERIDIAN JOINT | 72,089.85 | 57,989.29 | 61,380.80 | 95,095.00 | 957,541.00 | 3,461,096.54 |
| Charter | MERIDIAN CHARTER HIGH SCHOOL | 0.00 | 0.00 | 0.00 | 0.00 | 6,458.00 | 175,294.94 |
| Charter | NORTH STAR CHARTER SCHOOL | 0.00 | 0.00 | 9,443.20 | 0.00 | 0.00 | 16,641.32 |
| Charter | MERIDIAN MEDICAL ARTS CHARTER | 0.00 | 0.00 | 0.00 | 0.00 | 4,674.00 | 14,934.00 |
| 003 | KUNA JOINT | 3,167.26 | 4,431.49 | 7,082.40 | 16,280.00 | 127,705.00 | 478,296.12 |
| 011 | MEADOWS VALLEY | 2,118.89 | 500.00 | 0.00 | 1,994.08 | 7,419.00 | 58,122.30 |
| 013 | COUNCIL | 1,224.65 | 500.00 | 0.00 | 3,080.00 | 10,967.00 | 77,069.73 |
| 021 | MARSH VALLEY JOINT | 9,666.17 | 3,657.64 | 23,608.00 | 10,860.00 | 48,503.00 | 349,993.07 |
| 025 | POCATELLO | 31,530.24 | 27,138.43 | 44,855.20 | 37,180.00 | 421,133.00 | 2,003,800.45 |
| Charter | POCATELLO COMMUNITY CHARTER | 0.00 | 337.88 | 2,360.80 | 0.00 | 6,538.00 | 16,901.82 |
| 033 | BEAR LAKE COUNTY | 2,403.39 | 1,306.24 | 9,443.20 | 14,535.00 | 47,373.00 | 220,377.96 |
| 041 | ST. MARIES JOINT | 3,835.43 | 1,288.60 | 4,721.60 | 5,787.50 | 39,140.00 | 161,426.22 |
| 044 | PLUMMER / WORLEY JOINT | 7,383.65 | 510.17 | 0.00 | 3,410.00 | 16,718.00 | 140,488.37 |
| 052 | SNAKE RIVER | 871.53 | 5,021.03 | 4,721.60 | 11,877.00 | 67,306.00 | 371,097.48 |
| Charter | IDAHO LEADERSHIP ACADEMY | 0.00 | 163.00 | 0.00 | 0.00 | 4,720.00 | 9,158.98 |
| 055 | BLACKFOOT | 7,108.14 | 6,764.58 | 4,721.60 | 20,500.00 | 146,099.00 | 849,262.25 |
| Charter | BLACKFOOT CHARTER | 0.00 | 57.76 | 0.00 | 0.00 | 2,087.00 | 6,833.49 |
| 058 | ABERDEEN | 382.23 | 1,617.84 | 2,360.80 | 7,437.50 | 30,382.00 | 290,802.82 |
| 059 | FIRTH | 2,915.70 | 859.59 | 2,360.80 | 8,763.64 | 31,607.00 | 151,033.67 |
| 060 | SHELLEY JOINT | 430.29 | 5,871.67 | 9,443.20 | 15,217.27 | 71,226.00 | 426,238.72 |
| 061 | BLAINE COUNTY | 11,566.03 | 6,964.53 | 11,804.00 | 12,537.50 | 113,811.00 | 629,336.45 |
| 071 | GARDEN VALLEY | 93.05 | 500.00 | 0.00 | 2,915.00 | 10,131.00 | 64,239.48 |
| 072 | BASIN | 2,343.11 | 909.99 | 0.00 | 4,230.62 | 16,194.00 | 74,205.75 |
| 073 | HORSESHOE BEND | 1,410.83 | 500.00 | 0.00 | 0.00 | 10,961.00 | 65,250.49 |
| 083 | WEST BONNER COUNTY | 1,956.43 | 2,693.70 | 0.00 | 6,000.11 | 54,455.00 | 208,385.37 |
| 084 | LAKE PEND OREILLE | 19,151.83 | 9,214.81 | 0.00 | 33,784.39 | 138,836.00 | 586,662.79 |
| Charter | SANDPOINT CHARTER SCHOOL | (20.73) | 0.00 | 0.00 | 0.00 | 4,544.00 | 8,071.40 |
| 091 | IDAHO FALLS | 6,602.39 | 22,360.61 | 25,968.80 | 32,500.00 | 370,411.00 | 1,756,570.11 |
| 092 | SWAN VALLEY ELEMENTARY | 0.00 | 500.00 | 0.00 | 880.00 | 1,848.00 | 20,524.36 |
| 093 | BONNEVILLE JOINT | 9,437.53 | 14,638.45 | 7,082.40 | 45,925.00 | 280,613.00 | 1,345,231.96 |
| Charter | WHITE PINE CHARTER SCHOOL | 7,150.00 | 614.48 | 0.00 | 0.00 | 6,849.00 | 24,020.10 |
| 101 | BOUNDARY COUNTY | 4,746.36 | 2,519.47 | 7,082.40 | 0.00 | 55,748.00 | 287,510.33 |
| 111 | BUTTE COUNTY | 5,772.44 | 496.70 | 4,721.60 | 5,207.34 | 17,892.00 | 104,197.09 |
| 121 | CAMAS COUNTY | 8.80 | 500.00 | 0.00 | 2,500.00 | 5,805.00 | 76,894.46 |
| 131 | NAMPA | 54,608.04 | 21,525.25 | 21,247.20 | 41,790.00 | 448,350.00 | 3,065,514.44 |
| Charter | LIBERTY CHARTER SCHOOL | 0.00 | 900.69 | 0.00 | 317.90 | 13,238.00 | 30,865.73 |
| 132 | CALDWELL | 25,763.84 | 13,095.76 | 4,721.60 | 16,280.00 | 216,074.00 | 1,418,048.31 |
| 133 | WILDER | 12,563.71 | 628.58 | 0.00 | 5,393.42 | 17,220.00 | 196,017.23 |
| 134 | MIDDLETON | 11,816.54 | 4,432.19 | 0.00 | 16,957.33 | 88,338.00 | 354,438.44 |
| 135 | NOTUS | 4,142.49 | 868.29 | 0.00 | 2,750.00 | 11,259.00 | 135,085.79 |
| 136 | MELBA JOINT | 9,006.22 | 2,012.20 | 0.00 | 0.00 | 25,453.00 | 162,345.85 |
| 137 | PARMA | 14,179.34 | 2,595.87 | 0.00 | 5,170.00 | 36,631.00 | 300,858.32 |
| 139 | VALLIVUE | 17,420.73 | 6,915.68 | 9,443.20 | 26,315.90 | 161,614.00 | 1,130,519.30 |
| Charter | THOMAS JEFFERSON CHARTER | 0.00 | 0.00 | 0.00 | 0.00 | 0.00 | 648.00 |
| 148 | GRACE JOINT | 624.13 | 1,150.32 | 0.00 | 4,646.61 | 18,506.00 | 91,499.47 |
| 149 | NORTH GEM | 48.46 | 500.00 | 4,721.60 | 1,499.26 | 6,605.00 | 63,236.03 |
| 150 | SODA SPRINGS JOINT | 1,818.75 | 2,871.82 | 2,360.80 | 8,940.00 | 34,105.00 | 154,668.29 |
| 151 | CASSIA COUNTY JOINT | 12,949.07 | 8,033.30 | 9,443.20 | 37,852.50 | 178,402.00 | 1,104,848.23 |
| 161 | CLARK COUNTY JOINT | 3,449.22 | 500.00 | 2,360.80 | 1,210.00 | 7,210.00 | 79,621.35 |
| 171 | OROFINO JOINT | 6,660.03 | 2,619.91 | 0.00 | 10,000.00 | 48,925.00 | 205,971.31 |
| 181 | CHALLIS JOINT | 5,175.32 | 500.00 | 0.00 | 6,841.66 | 17,525.00 | 135,143.65 |
| 182 | MACKAY JOINT | 1,134.74 | 500.00 | 7,082.40 | 2,000.00 | 7,963.00 | 67,057.14 |
| 191 | PRAIRIE ELEMENTARY | 0.00 | 500.00 | 0.00 | 0.00 | 215.00 | 5,870.98 |
| 192 | GLENNS FERRY JOINT | 2,021.42 | 998.55 | 0.00 | 3,960.00 | 20,503.00 | 195,434.99 |
| 193 | MOUNTAIN HOME | 25,475.38 | 6,129.56 | 0.00 | 26,335.64 | 150,699.00 | 714,060.09 |
| 201 | PRESTON JOINT | 375.98 | 4,535.52 | 2,360.80 | 0.00 | 87,422.00 | 330,851.10 |
| 202 | WEST SIDE JOINT | 376.88 | 540.01 | 2,360.80 | 6,437.50 | 20,166.00 | 106,470.55 |
| 215 | FREMONT COUNTY JOINT | 870.29 | 6,691.82 | 9,443.20 | 17,750.00 | 83,966.00 | 401,658.18 |
| 221 | EMMETT INDEPENDENT | 23,263.11 | 5,011.35 | 2,360.80 | 17,937.50 | 105,112.00 | 485,994.65 |
| 231 | GOODING JOINT | 7,623.46 | 3,385.54 | 2,360.80 | 6,641.72 | 45,828.00 | 296,359.82 |
| 232 | WENDELL | 364.98 | 3,159.96 | 2,360.80 | 6,160.00 | 39,437.00 | 231,188.40 |
| 233 | HAGERMAN JOINT | 6,928.39 | 531.03 | 2,360.80 | 3,630.00 | 14,863.00 | 105,899.06 |
| 234 | BLISS JOINT | 2,916.47 | 0.00 | 0.00 | 1,100.00 | 6,926.00 | 70,904.29 |
| 241 | GRANGEVILLE JOINT | 5,265.23 | 2,196.35 | 9,443.20 | 12,320.00 | 50,709.00 | 298,600.07 |
| 242 | COTTONWOOD JOINT | 1,384.28 | 1,050.86 | 0.00 | 2,200.00 | 15,950.00 | 181,191.90 |
| 251 | JEFFERSON COUNTY JOINT | 8,077.63 | 7,462.82 | 7,082.40 | 25,850.00 | 140,334.00 | 615,789.70 |
| 252 | RIRIE JOINT | 448.04 | 644.94 | 0.00 | 5,448.00 | 23,678.00 | 137,339.48 |

¹ Unemployment claims are paid with public school funds by the Department of Education directly to the Department of Labor.

OTHER STATE SUPPORT

JULY 1, 2004 - JUNE 30, 2005

114 SCHOOL DISTRICTS and 18 CHARTER SCHOOLS

| SCHOOL DISTRICT NUMBER | SCHOOL DISTRICT NAME | STATE TECHNOLOGY GRANTS | SAFE & DRUG FREE | IDAHO READING INITIATIVE | LIMITED ENGLISH PROFICIENCY | EARLY RETIREMENT INCENTIVE | BOND LEVY EQUALIZATION SUPPORT | PROFESSIONAL TECHNICAL PROGRAM ¹ |
|------------------------|--------------------------------|-------------------------|------------------|--------------------------|-----------------------------|----------------------------|--------------------------------|---------------------------------------------|
| 253 | WEST JEFFERSON | 35,636.49 | 12,247.00 | 6,826.05 | 27,959.26 | 0.00 | 0.00 | 34,325.00 |
| 261 | JEROME JOINT | 90,179.00 | 49,133.00 | 56,847.12 | 140,029.30 | 68,662.83 | 0.00 | 57,372.00 |
| 262 | VALLEY | 34,265.90 | 11,479.00 | 8,896.79 | 46,831.76 | 0.00 | 0.00 | 18,226.00 |
| 271 | COEUR D' ALENE | 241,620.34 | 152,894.00 | 69,587.60 | 8,387.78 | 129,523.72 | 0.00 | 221,380.00 |
| Charter | COEUR D' ALENE CHARTER ACADEMY | 0.00 | 0.00 | 0.00 | 0.00 | 0.00 | 0.00 | 0.00 |
| 272 | LAKELAND | 115,246.19 | 67,683.00 | 30,315.48 | 465.99 | 25,694.90 | 19,206.50 | 65,654.00 |
| 273 | POST FALLS | 131,104.66 | 77,796.00 | 59,193.52 | 2,329.94 | 36,892.06 | 0.00 | 59,248.00 |
| 274 | KOOTENAI JOINT | 26,407.75 | 5,956.00 | 3,789.14 | 0.00 | 34,109.54 | 5,808.89 | 19,152.00 |
| 281 | MOSCOW | 74,271.48 | 40,728.00 | 10,029.13 | 5,591.85 | 71,987.18 | 0.00 | 27,264.00 |
| Charter | MOSCOW CHARTER SCHOOL | 3,486.06 | 1,700.00 | 1,750.58 | 0.00 | 0.00 | 0.00 | 0.00 |
| 282 | GENESEE JOINT | 27,554.08 | 6,760.00 | 2,545.63 | 0.00 | 14,015.41 | 0.00 | 21,029.00 |
| 283 | KENDRICK JOINT | 27,573.11 | 6,817.00 | 2,663.22 | 0.00 | 0.00 | 0.00 | 18,810.00 |
| 285 | POTLATCH | 32,341.66 | 10,230.00 | 4,309.04 | 0.00 | 0.00 | 0.00 | 23,529.00 |
| 287 | TROY | 27,602.14 | 6,475.00 | 2,629.63 | 0.00 | 21,023.11 | 0.00 | 17,413.00 |
| 288 | WHITEPINE JOINT | 26,057.34 | 5,790.00 | 479.76 | 0.00 | 25,694.90 | 0.00 | 27,460.00 |
| Charter | IDAHO DISTANCE EDUC. ACADEMY | 0.00 | 0.00 | 6,516.08 | 0.00 | 0.00 | 0.00 | 0.00 |
| 291 | SALMON | 43,870.08 | 18,882.00 | 6,746.08 | 0.00 | 0.00 | 0.00 | 17,100.00 |
| 292 | SOUTH LEMHI | 22,706.44 | 3,396.00 | 2,211.63 | 0.00 | 0.00 | 0.00 | 19,415.00 |
| 302 | NEZPERCE JOINT | 24,275.27 | 4,461.00 | 228.00 | 0.00 | 25,694.90 | 0.00 | 16,858.00 |
| 304 | KAMIAH JOINT | 31,768.99 | 10,035.00 | 2,981.63 | 23,299.39 | 0.00 | 0.00 | 25,750.00 |
| 305 | HIGHLAND JOINT | 25,131.26 | 5,347.00 | 2,395.63 | 0.00 | 0.00 | 0.00 | 12,216.00 |
| 312 | SHOSHONE JOINT | 31,254.39 | 9,868.00 | 9,895.06 | 17,474.54 | 35,716.63 | 0.00 | 23,393.00 |
| 314 | DIETRICH | 24,109.07 | 4,467.00 | 2,529.22 | 4,426.88 | 27,657.28 | 21,904.34 | 20,812.00 |
| 316 | RICHFIELD | 24,729.79 | 4,846.00 | 2,796.81 | 3,494.91 | 0.00 | 0.00 | 17,100.00 |
| 321 | MADISON | 115,320.28 | 66,753.00 | 27,167.98 | 66,170.25 | 14,015.41 | 0.00 | 77,550.00 |
| 322 | SUGAR-SALEM JOINT | 49,258.36 | 22,050.00 | 7,664.53 | 465.99 | 0.00 | 0.00 | 41,083.00 |
| 331 | MINIDOKA COUNTY JOINT | 115,335.29 | 70,008.00 | 57,082.70 | 160,765.76 | 82,810.17 | 0.00 | 153,054.00 |
| 340 | LEWISTON INDEPENDENT | 134,308.39 | 82,833.00 | 48,183.26 | 2,096.94 | 27,304.10 | 0.00 | 106,270.00 |
| 341 | LAPWAI | 32,113.39 | 9,305.00 | 7,437.73 | 33,551.11 | 65,544.02 | 0.00 | 23,598.00 |
| 342 | CULDESAC JOINT | 24,502.53 | 4,700.00 | 2,295.63 | 0.00 | 0.00 | 0.00 | 21,846.00 |
| 351 | ONEIDA COUNTY | 40,289.91 | 16,281.00 | 7,780.90 | 5,824.85 | 0.00 | 0.00 | 63,516.00 |
| 363 | MARSING JOINT | 36,966.04 | 13,461.00 | 19,443.19 | 64,772.29 | 0.00 | 7,082.18 | 56,301.00 |
| 364 | PLEASANT VALLEY ELEMENTARY | 5,541.45 | 0.00 | 42.00 | 0.00 | 0.00 | 0.00 | 0.00 |
| 365 | BRUNEAU-GRAND VIEW JOINT | 30,189.15 | 8,823.00 | 2,843.22 | 16,542.56 | 21,023.11 | 0.00 | 32,052.00 |
| 370 | HOMEDALE JOINT | 50,608.93 | 22,323.00 | 23,938.62 | 70,131.15 | 25,142.97 | 0.00 | 66,831.00 |
| 371 | PAYETTE JOINT | 61,660.80 | 31,025.00 | 23,230.86 | 52,656.61 | 25,694.90 | 152,410.64 | 46,352.00 |
| 372 | NEW PLYMOUTH | 42,111.03 | 17,073.00 | 5,881.03 | 27,726.27 | 0.00 | 0.00 | 31,664.00 |
| 373 | FRUITLAND | 56,049.26 | 26,171.00 | 12,540.52 | 57,782.48 | 0.00 | 0.00 | 40,442.00 |
| 381 | AMERICAN FALLS JOINT | 57,322.75 | 28,238.00 | 20,184.32 | 123,253.75 | 89,044.54 | 0.00 | 44,439.00 |
| 382 | ROCKLAND | 23,501.36 | 3,926.00 | 2,367.63 | 0.00 | 0.00 | 0.00 | 23,160.00 |
| 383 | ARBON ELEMENTARY | 5,214.07 | 0.00 | 36.00 | 0.00 | 0.00 | 0.00 | 0.00 |
| 391 | KELLOGG JOINT | 52,293.89 | 23,690.00 | 23,998.62 | 0.00 | 101,181.78 | 0.00 | 14,446.00 |
| 392 | MULLAN | 22,979.76 | 3,810.00 | 2,683.16 | 0.00 | 0.00 | 0.00 | 13,857.00 |
| 393 | WALLACE | 32,313.63 | 10,574.00 | 7,296.66 | 0.00 | 146,154.72 | 0.00 | 31,591.00 |
| 394 | AVERY | 5,542.45 | 1,942.00 | 48.00 | 0.00 | 0.00 | 0.00 | 0.00 |
| 401 | TETON COUNTY | 51,617.10 | 23,820.00 | 12,568.63 | 45,200.81 | 55,152.90 | 0.00 | 23,752.00 |
| 411 | TWIN FALLS | 180,696.40 | 112,956.00 | 65,416.53 | 124,185.72 | 195,552.56 | 0.00 | 122,882.00 |
| 412 | BUHL JOINT | 50,004.22 | 22,760.00 | 13,589.56 | 80,382.88 | 15,085.78 | 22,376.21 | 34,553.00 |
| 413 | FILER | 50,362.64 | 22,511.00 | 8,893.53 | 14,911.61 | 36,644.09 | 0.00 | 36,092.00 |
| 414 | KIMBERLY | 50,180.43 | 23,017.00 | 10,653.67 | 15,843.58 | 25,142.97 | 0.00 | 45,429.00 |
| 415 | HANSEN | 29,003.77 | 7,638.00 | 2,857.50 | 11,882.69 | 0.00 | 0.00 | 18,810.00 |
| 416 | THREE CREEK JOINT ELEMENTARY | 5,208.06 | 0.00 | 10.00 | 0.00 | 0.00 | 0.00 | 0.00 |
| 417 | CASTLEFORD JOINT | 27,986.59 | 7,287.00 | 2,599.63 | 5,125.86 | 0.00 | 0.00 | 16,639.00 |
| 418 | MURTAUGH JOINT | 25,255.41 | 5,124.00 | 4,064.77 | 16,076.58 | 0.00 | 0.00 | 16,644.00 |
| 421 | MCCALL-DONNELLY JOINT | 41,712.57 | 17,027.00 | 7,946.66 | 1,630.96 | 92,573.76 | 0.00 | 23,894.00 |
| 422 | CASCADE | 28,106.73 | 7,309.00 | 2,621.63 | 0.00 | 0.00 | 0.00 | 18,030.00 |
| 431 | WEISER | 57,467.91 | 27,546.00 | 21,876.35 | 77,586.95 | 38,512.38 | 52,182.01 | 52,989.00 |
| 432 | CAMBRIDGE JOINT | 23,825.74 | 4,220.00 | 2,341.63 | 0.00 | 0.00 | 0.00 | 20,503.00 |
| 433 | MIDVALE | 22,895.66 | 3,514.00 | 2,223.63 | 465.99 | 8,064.34 | 0.00 | 25,750.00 |
| LEA Chtr | VICTORY CHARTER SCHOOL | 0.00 | 0.00 | 2,721.63 | 0.00 | 0.00 | 0.00 | 0.00 |
| LEA Chtr | IDAHO VIRTUAL ACADEMY | 56,733.06 | 0.00 | 20,793.06 | 0.00 | 0.00 | 0.00 | 0.00 |
| LEA Chtr | RICHARD MCKENNA CHARTER | 2,698.14 | 0.00 | 0.00 | 0.00 | 0.00 | 0.00 | 0.00 |
| | STATEWIDE | 7,918,834.51 | 4,104,424.17 | 2,588,087.34 | 4,850,000.00 | 4,565,181.20 | 2,000,000.00 | 7,754,015.00 |

¹ Professional Technical funds are general fund dollars appropriated to the Division of Professional Technical Education and are paid by the Division directly to qualifying districts and charter schools.

OTHER STATE SUPPORT

JULY 1, 2004 - JUNE 30, 2005

114 SCHOOL DISTRICTS and 18 CHARTER SCHOOLS

| SCHOOL DISTRICT NUMBER | SCHOOL DISTRICT NAME | UNEMPLOYMENT ¹ | GIFTED / TALENTED | TEACHER INCENTIVE - NATIONAL CERTIFICATION | DRIVER TRAINING | LOTTERY | TOTAL OTHER STATE SUPPORT |
|------------------------|--------------------------------|---------------------------|-------------------|--------------------------------------------|-----------------|--------------|---------------------------|
| 253 | WEST JEFFERSON | (4.80) | 1,646.08 | 0.00 | 1,937.50 | 24,436.00 | 145,008.58 |
| 261 | JEROME JOINT | (94.22) | 5,381.64 | 11,804.00 | 17,185.96 | 109,590.00 | 606,090.63 |
| 262 | VALLEY | 2,011.20 | 608.36 | 0.00 | 3,760.00 | 22,227.00 | 148,306.01 |
| 271 | COEUR D' ALENE | 11,970.17 | 28,108.87 | 25,968.80 | 28,875.00 | 332,934.00 | 1,251,250.28 |
| Charter | COEUR D' ALENE CHARTER ACADEMY | 0.00 | 0.00 | 0.00 | 0.00 | 13,000.00 | 13,000.00 |
| 272 | LAKELAND | 8,336.32 | 7,033.48 | 16,525.60 | 17,789.33 | 148,660.00 | 522,610.79 |
| 273 | POST FALLS | 19,119.57 | 9,641.22 | 7,082.40 | 22,389.31 | 173,036.00 | 597,832.68 |
| 274 | KOOTENAI JOINT | 1,486.31 | 500.00 | 0.00 | 2,310.00 | 9,981.00 | 109,500.63 |
| 281 | MOSCOW | 6,410.02 | 7,209.97 | 28,329.60 | 16,261.29 | 86,026.00 | 374,108.52 |
| Charter | MOSCOW CHARTER SCHOOL | 458.25 | 126.81 | 0.00 | 0.00 | 4,058.00 | 11,579.70 |
| 282 | GENESEE JOINT | 0.00 | 832.99 | 11,804.00 | 2,322.61 | 11,821.00 | 98,684.72 |
| 283 | KENDRICK JOINT | 230.67 | 549.33 | 0.00 | 2,640.00 | 11,801.00 | 71,084.33 |
| 285 | POTLATCH | 9,450.95 | 682.16 | 9,443.20 | 6,812.50 | 19,262.00 | 116,060.51 |
| 287 | TROY | 2,187.12 | 560.24 | 4,721.60 | 1,635.00 | 11,852.00 | 96,098.84 |
| 288 | WHITEPINE JOINT | 2,819.09 | 616.39 | 0.00 | 2,750.00 | 9,507.00 | 101,174.48 |
| Charter | IDAHO DISTANCE EDUC. ACADEMY | 0.00 | 0.00 | 0.00 | 0.00 | 0.00 | 6,516.08 |
| 291 | SALMON | 7,412.21 | 1,632.90 | 2,360.80 | 10,090.25 | 37,369.00 | 145,463.32 |
| 292 | SOUTH LEMHI | 3,203.01 | 500.00 | 0.00 | 1,375.00 | 4,242.00 | 57,049.08 |
| 302 | NEZPERCE JOINT | 6,958.86 | 529.76 | 9,443.20 | 0.00 | 6,668.00 | 95,116.99 |
| 304 | KAMIAH JOINT | 15,763.01 | 1,418.26 | 0.00 | 4,063.88 | 18,337.00 | 133,417.16 |
| 305 | HIGHLAND JOINT | 598.49 | 500.00 | 0.00 | 3,648.45 | 8,005.00 | 57,841.83 |
| 312 | SHOSHONE JOINT | 335.10 | 1,396.12 | 0.00 | 3,337.50 | 17,657.00 | 150,327.34 |
| 314 | DIETRICH | 186.28 | 500.00 | 0.00 | 0.00 | 6,423.00 | 113,015.07 |
| 316 | RICHFIELD | 4,645.42 | 612.23 | 0.00 | 0.00 | 7,373.00 | 65,598.16 |
| 321 | MADISON | 1,077.17 | 7,494.90 | 7,082.40 | 37,952.50 | 148,702.00 | 569,285.89 |
| 322 | SUGAR-SALEM JOINT | 1,578.69 | 2,256.68 | 2,360.80 | 11,317.77 | 45,626.00 | 183,661.82 |
| 331 | MINIDOKA COUNTY JOINT | 11,863.79 | 7,552.01 | 4,721.60 | 31,578.20 | 148,999.00 | 843,770.52 |
| 340 | LEWISTON INDEPENDENT | 9,461.01 | 8,422.84 | 25,968.80 | 30,575.00 | 177,923.00 | 653,346.34 |
| 341 | LAPWAI | 10,288.33 | 539.05 | 2,360.80 | 2,310.00 | 18,908.00 | 205,955.43 |
| 342 | CULDESAC JOINT | 1,557.14 | 500.00 | 0.00 | 4,370.00 | 7,012.00 | 66,783.30 |
| 351 | ONEIDA COUNTY | (4.29) | 1,747.15 | 0.00 | 5,882.50 | 31,547.00 | 172,865.02 |
| 363 | MARSING JOINT | 11,042.38 | 2,030.17 | 2,360.80 | 4,739.33 | 26,496.00 | 244,694.38 |
| 364 | PLEASANT VALLEY ELEMENTARY | 0.00 | 0.00 | 0.00 | 0.00 | 462.00 | 6,045.45 |
| 365 | BRUNEAU-GRAND VIEW JOINT | 16,737.06 | 500.00 | 4,721.60 | 3,300.00 | 13,572.00 | 150,303.70 |
| 370 | HOMEDALE JOINT | 2,701.54 | 3,046.37 | 0.00 | 3,740.13 | 47,946.00 | 316,409.71 |
| 371 | PAYETTE JOINT | 16,942.69 | 5,327.47 | 0.00 | 18,150.00 | 64,981.00 | 498,431.97 |
| 372 | NEW PLYMOUTH | 3,343.06 | 1,688.74 | 0.00 | 6,932.50 | 34,502.00 | 170,921.63 |
| 373 | FRUITLAND | 1,262.11 | 4,063.54 | 0.00 | 14,036.50 | 55,962.00 | 268,309.41 |
| 381 | AMERICAN FALLS JOINT | 2,974.04 | 3,876.78 | 4,721.60 | 11,335.00 | 58,196.00 | 443,585.78 |
| 382 | ROCKLAND | 409.47 | 500.00 | 0.00 | 0.00 | 5,455.00 | 59,319.46 |
| 383 | ARBON ELEMENTARY | 0.00 | 0.00 | 0.00 | 0.00 | 328.00 | 5,578.07 |
| 391 | KELLOGG JOINT | 17,002.37 | 4,068.04 | 0.00 | 8,600.00 | 50,459.00 | 295,739.70 |
| 392 | MULLAN | 77.34 | 500.00 | 0.00 | 1,980.00 | 4,660.00 | 50,547.26 |
| 393 | WALLACE | 399.43 | 1,670.47 | 2,360.80 | 0.00 | 19,212.00 | 251,572.71 |
| 394 | AVERY | 905.52 | 500.00 | 0.00 | 0.00 | 881.00 | 9,818.97 |
| 401 | TETON COUNTY | 3,960.34 | 1,647.97 | 0.00 | 10,142.50 | 49,294.00 | 277,156.25 |
| 411 | TWIN FALLS | 15,439.37 | 12,653.21 | 28,329.60 | 27,797.64 | 250,594.00 | 1,136,503.03 |
| 412 | BUHL JOINT | 10,909.20 | 3,554.00 | 0.00 | 5,582.50 | 46,813.00 | 305,610.35 |
| 413 | FILER | (284.41) | 1,839.54 | 7,082.40 | 10,910.00 | 47,276.00 | 236,238.40 |
| 414 | KIMBERLY | 1,181.36 | 3,222.20 | 2,360.80 | 11,717.50 | 46,928.00 | 235,676.51 |
| 415 | HANSEN | 551.26 | 500.00 | 0.00 | 2,250.00 | 14,058.00 | 87,551.22 |
| 416 | THREE CREEK JOINT ELEMENTARY | 0.00 | 0.00 | 0.00 | 0.00 | 332.00 | 5,550.06 |
| 417 | CASTLEFORD JOINT | 0.00 | 979.95 | 0.00 | 1,760.00 | 12,435.00 | 74,813.03 |
| 418 | MURTAUGH JOINT | 2,298.58 | 500.00 | 0.00 | 1,250.00 | 8,233.00 | 79,446.34 |
| 421 | MCCALL-DONNELLY JOINT | 3,847.73 | 1,022.60 | 4,721.60 | 11,212.50 | 34,027.00 | 239,616.38 |
| 422 | CASCADE | 0.00 | 564.73 | 0.00 | 0.00 | 12,656.00 | 69,288.09 |
| 431 | WEISER | 6,226.32 | 2,459.47 | 0.00 | 8,487.50 | 58,255.00 | 403,588.89 |
| 432 | CAMBRIDGE JOINT | (2,570.92) | 500.00 | 0.00 | 0.00 | 5,967.00 | 54,786.45 |
| 433 | MIDVALE | 0.00 | 500.00 | 2,360.80 | 0.00 | 4,497.00 | 70,271.42 |
| LEA Chtr | VICTORY CHARTER SCHOOL | 0.00 | 0.00 | 0.00 | 0.00 | 0.00 | 2,721.63 |
| LEA Chtr | IDAHO VIRTUAL ACADEMY | 0.00 | 4,249.63 | 0.00 | 0.00 | 65,126.00 | 146,901.75 |
| LEA Chtr | RICHARD MCKENNA CHARTER | 0.00 | 0.00 | 0.00 | 0.00 | 4,055.00 | 6,753.14 |
| | STATEWIDE | 853,108.63 | 497,406.07 | 635,055.20 | 1,290,287.96 | 8,919,565.00 | 45,975,965.08 |

¹ Unemployment claims are paid with public school funds by the Department of Education directly to the Department of Labor.

TOTAL STATE SUPPORT

JULY 1, 2004 - JUNE 30, 2005

114 SCHOOL DISTRICTS and 18 CHARTER SCHOOLS

| SCHOOL DISTRICT NUMBER | SCHOOL DISTRICT NAME | TOTAL FOUNDATION SUPPORT | TOTAL OTHER STATE SUPPORT ¹ | REPLACEMENT TAX ² | TOTAL STATE SUPPORT |
|------------------------|-------------------------------|--------------------------|----------------------------------------|------------------------------|---------------------|
| 001 | BOISE INDEPENDENT | 64,703,063.58 | 4,536,845.70 | 12,372,627.00 | 81,612,536.28 |
| Charter | ANSER OF IDAHO, INC | 1,026,241.44 | 18,365.35 | 0.00 | 1,044,606.79 |
| Charter | HIDDEN SPRINGS CHARTER | 1,720,051.27 | 30,628.31 | 0.00 | 1,750,679.58 |
| 002 | MERIDIAN JOINT | 92,141,065.39 | 3,461,096.54 | 7,336,870.00 | 102,939,031.93 |
| Charter | MERIDIAN CHARTER HIGH SCHOOL | 1,390,886.30 | 175,294.94 | 0.00 | 1,566,181.24 |
| Charter | NORTH STAR CHARTER SCHOOL | 1,247,332.50 | 16,641.32 | 0.00 | 1,263,973.82 |
| Charter | MERIDIAN MEDICAL ARTS CHARTER | 1,172,026.28 | 14,934.00 | 0.00 | 1,186,960.28 |
| 003 | KUNA JOINT | 13,620,425.77 | 478,296.12 | 672,353.00 | 14,771,074.89 |
| 011 | MEADOWS VALLEY | 883,326.83 | 58,122.30 | 144,640.00 | 1,086,089.13 |
| 013 | COUNCIL | 1,707,460.94 | 77,069.73 | 107,999.00 | 1,892,529.67 |
| 021 | MARSH VALLEY JOINT | 5,834,857.58 | 349,993.07 | 356,565.00 | 6,541,415.65 |
| 025 | POCATELLO | 44,053,454.57 | 2,003,800.45 | 2,055,346.00 | 48,112,601.02 |
| Charter | POCATELLO COMMUNITY CHARTER | 934,823.78 | 16,901.82 | 0.00 | 951,725.60 |
| 033 | BEAR LAKE COUNTY | 5,366,276.26 | 220,377.96 | 403,274.00 | 5,989,928.22 |
| 041 | ST. MARIES JOINT | 4,545,829.80 | 161,426.22 | 358,391.00 | 5,065,647.02 |
| 044 | PLUMMER / WORLEY JOINT | 1,698,749.60 | 140,488.37 | 329,551.00 | 2,168,788.97 |
| 052 | SNAKE RIVER | 7,821,463.27 | 371,097.48 | 533,010.00 | 8,725,570.75 |
| Charter | IDAHO LEADERSHIP ACADEMY | 995,769.25 | 9,158.98 | 0.00 | 1,004,928.23 |
| 055 | BLACKFOOT | 17,026,809.41 | 849,262.25 | 586,571.00 | 18,462,642.66 |
| Charter | BLACKFOOT CHARTER | 411,078.55 | 6,833.49 | 0.00 | 417,912.04 |
| 058 | ABERDEEN | 3,620,431.65 | 290,802.82 | 310,437.00 | 4,221,671.47 |
| 059 | FIRTH | 3,964,970.24 | 151,033.67 | 186,213.00 | 4,302,216.91 |
| 060 | SHELLEY JOINT | 8,045,935.48 | 426,238.72 | 300,648.00 | 8,772,822.20 |
| 061 | BLAINE COUNTY | 2,778,373.05 | 629,336.45 | 7,832,051.00 | 11,239,760.50 |
| 071 | GARDEN VALLEY | 1,111,175.37 | 64,239.48 | 249,017.00 | 1,424,431.85 |
| 072 | BASIN | 1,783,800.08 | 74,205.75 | 209,281.00 | 2,067,286.83 |
| 073 | HORSESHOE BEND | 1,512,224.18 | 65,250.49 | 95,381.00 | 1,672,855.67 |
| 083 | WEST BONNER COUNTY | 3,659,952.34 | 208,385.37 | 925,149.00 | 4,793,486.71 |
| 084 | LAKE PEND OREILLE | 8,915,240.78 | 586,662.79 | 2,539,089.00 | 12,040,992.57 |
| Charter | SANDPOINT CHARTER SCHOOL | 902,892.02 | 8,071.40 | 0.00 | 910,963.42 |
| 091 | IDAHO FALLS | 36,134,662.61 | 1,756,570.11 | 2,293,330.00 | 40,184,562.72 |
| 092 | SWAN VALLEY ELEMENTARY | 184,802.04 | 20,524.36 | 117,884.00 | 323,210.40 |
| 093 | BONNEVILLE JOINT | 30,306,343.34 | 1,345,231.96 | 1,289,024.00 | 32,940,599.30 |
| Charter | WHITE PINE CHARTER SCHOOL | 952,998.64 | 24,020.10 | 0.00 | 977,018.74 |
| 101 | BOUNDARY COUNTY | 5,643,529.67 | 287,510.33 | 583,721.00 | 6,514,761.00 |
| 111 | BUTTE COUNTY | 2,265,016.54 | 104,197.09 | 240,970.00 | 2,610,183.63 |
| 121 | CAMAS COUNTY | 882,989.79 | 76,894.46 | 129,470.00 | 1,089,354.25 |
| 131 | NAMPA | 45,602,129.33 | 3,065,514.44 | 2,173,873.00 | 50,841,516.77 |
| Charter | LIBERTY CHARTER SCHOOL | 2,268,499.18 | 30,865.73 | 0.00 | 2,299,364.91 |
| 132 | CALDWELL | 23,216,312.38 | 1,418,048.31 | 903,623.00 | 25,537,983.69 |
| 133 | WILDER | 2,286,236.92 | 196,017.23 | 173,105.00 | 2,655,359.15 |
| 134 | MIDDLETON | 10,035,759.99 | 354,438.44 | 462,788.00 | 10,852,986.43 |
| 135 | NOTUS | 1,667,246.29 | 135,085.79 | 99,100.00 | 1,901,432.08 |
| 136 | MELBA JOINT | 2,964,916.30 | 162,345.85 | 250,767.00 | 3,378,029.15 |
| 137 | PARMA | 4,313,541.09 | 300,858.32 | 294,751.00 | 4,909,150.41 |
| 139 | VALLIVUE | 16,267,613.50 | 1,130,519.30 | 1,105,430.00 | 18,503,562.80 |
| Charter | THOMAS JEFFERSON CHARTER | 1,158,575.72 | 648.00 | 0.00 | 1,159,223.72 |
| 148 | GRACE JOINT | 2,764,846.80 | 91,499.47 | 130,698.00 | 2,987,044.27 |
| 149 | NORTH GEM | 1,179,100.52 | 63,236.03 | 94,354.00 | 1,336,690.55 |
| 150 | SODA SPRINGS JOINT | 3,115,878.34 | 154,668.29 | 507,536.00 | 3,778,082.63 |
| 151 | CASSIA COUNTY JOINT | 19,770,089.80 | 1,104,848.23 | 1,252,092.00 | 22,127,030.03 |
| 161 | CLARK COUNTY JOINT | 1,129,017.01 | 79,621.35 | 125,996.00 | 1,334,634.36 |
| 171 | OROFINO JOINT | 5,622,715.53 | 205,971.31 | 436,770.00 | 6,265,456.84 |
| 181 | CHALLIS JOINT | 1,716,039.34 | 135,143.65 | 356,866.00 | 2,208,048.99 |
| 182 | MACKAY JOINT | 1,295,809.28 | 67,057.14 | 101,266.00 | 1,464,132.42 |
| 191 | PRAIRIE ELEMENTARY | 105,365.63 | 5,870.98 | 6,529.00 | 117,765.61 |
| 192 | GLENNS FERRY JOINT | 2,398,811.29 | 195,434.99 | 233,516.00 | 2,827,762.28 |
| 193 | MOUNTAIN HOME | 15,563,809.09 | 714,060.09 | 725,802.00 | 17,003,671.18 |
| 201 | PRESTON JOINT | 9,440,678.50 | 330,851.10 | 350,579.00 | 10,122,108.60 |
| 202 | WEST SIDE JOINT | 2,878,197.85 | 106,470.55 | 104,639.00 | 3,089,307.40 |
| 215 | FREMONT COUNTY JOINT | 7,798,575.01 | 401,658.18 | 1,055,252.00 | 9,255,485.19 |
| 221 | EMMETT INDEPENDENT | 11,755,838.36 | 485,994.65 | 611,755.00 | 12,853,588.01 |
| 231 | GOODING JOINT | 5,207,025.93 | 296,359.82 | 356,250.00 | 5,859,635.75 |
| 232 | WENDELL | 4,405,330.22 | 231,188.40 | 343,079.00 | 4,979,597.62 |
| 233 | HAGERMAN JOINT | 1,962,435.86 | 105,899.06 | 138,423.00 | 2,206,757.92 |
| 234 | BLISS JOINT | 1,097,573.32 | 70,904.29 | 64,947.00 | 1,233,424.61 |
| 241 | GRANGEVILLE JOINT | 5,852,334.34 | 298,600.07 | 702,394.00 | 6,853,328.41 |
| 242 | COTTONWOOD JOINT | 2,223,907.10 | 181,191.90 | 149,987.00 | 2,555,086.00 |
| 251 | JEFFERSON COUNTY JOINT | 16,217,424.60 | 615,789.70 | 586,742.00 | 17,419,956.30 |
| 252 | RIRIE JOINT | 3,252,482.63 | 137,339.48 | 133,207.00 | 3,523,029.11 |

TOTAL STATE SUPPORT

JULY 1, 2004 - JUNE 30, 2005

114 SCHOOL DISTRICTS and 18 CHARTER SCHOOLS

| SCHOOL DISTRICT NUMBER | SCHOOL DISTRICT NAME | TOTAL FOUNDATION SUPPORT | TOTAL OTHER STATE SUPPORT ¹ | REPLACEMENT TAX ² | TOTAL STATE SUPPORT |
|------------------------|--------------------------------|--------------------------|----------------------------------------|------------------------------|---------------------|
| 253 | WEST JEFFERSON | 3,369,108.70 | 145,008.58 | 279,552.00 | 3,793,669.28 |
| 261 | JEROME JOINT | 10,953,378.46 | 606,090.63 | 855,305.00 | 12,414,774.09 |
| 262 | VALLEY | 3,136,198.48 | 148,306.01 | 215,354.00 | 3,499,858.49 |
| 271 | COEUR D' ALENE | 25,799,024.16 | 1,251,250.28 | 4,269,093.00 | 31,319,367.44 |
| Charter | COEUR D' ALENE CHARTER ACADEMY | 2,154,505.25 | 13,000.00 | 0.00 | 2,167,505.25 |
| 272 | LAKELAND | 13,730,139.18 | 522,610.79 | 1,336,450.00 | 15,589,199.97 |
| 273 | POST FALLS | 16,596,096.56 | 597,832.68 | 1,339,223.00 | 18,533,152.24 |
| 274 | KOOTENAI JOINT | 954,786.18 | 109,500.63 | 232,431.00 | 1,296,717.81 |
| 281 | MOSCOW | 7,443,844.32 | 374,108.52 | 901,335.00 | 8,719,287.84 |
| Charter | MOSCOW CHARTER SCHOOL | 569,391.79 | 11,579.70 | 0.00 | 580,971.49 |
| 282 | GENESEE JOINT | 1,700,183.02 | 98,684.72 | 218,543.00 | 2,017,410.74 |
| 283 | KENDRICK JOINT | 1,817,516.32 | 71,084.33 | 129,966.00 | 2,018,566.65 |
| 285 | POTLATCH | 2,458,037.87 | 116,060.51 | 224,649.00 | 2,798,747.38 |
| 287 | TROY | 1,700,442.41 | 96,098.84 | 107,436.00 | 1,903,977.25 |
| 288 | WHITEPINE JOINT | 1,356,334.65 | 101,174.48 | 144,460.00 | 1,601,969.13 |
| Charter | IDAHO DISTANCE EDUC. ACADEMY | 2,813,405.98 | 6,516.08 | 0.00 | 2,819,922.06 |
| 291 | SALMON | 3,511,020.70 | 145,463.32 | 402,142.00 | 4,058,626.02 |
| 292 | SOUTH LEMHI | 1,066,946.86 | 57,049.08 | 62,856.00 | 1,186,851.94 |
| 302 | NEZPERCE JOINT | 1,016,547.39 | 95,116.99 | 140,793.00 | 1,252,457.38 |
| 304 | KAMIAH JOINT | 2,349,610.41 | 133,417.16 | 147,270.00 | 2,630,297.57 |
| 305 | HIGHLAND JOINT | 1,217,482.78 | 57,841.83 | 146,267.00 | 1,421,591.61 |
| 312 | SHOSHONE JOINT | 2,374,448.18 | 150,327.34 | 166,614.00 | 2,691,389.52 |
| 314 | DIETRICH | 1,212,355.95 | 113,015.07 | 37,914.00 | 1,363,285.02 |
| 316 | RICHFIELD | 1,115,956.07 | 65,598.16 | 60,175.00 | 1,241,729.23 |
| 321 | MADISON | 15,597,057.23 | 569,285.89 | 848,633.00 | 17,014,976.12 |
| 322 | SUGAR-SALEM JOINT | 5,703,904.76 | 183,661.82 | 259,508.00 | 6,147,074.58 |
| 331 | MINIDOKA COUNTY JOINT | 16,656,364.24 | 843,770.52 | 1,247,080.00 | 18,747,214.76 |
| 340 | LEWISTON INDEPENDENT | 15,744,964.29 | 653,346.34 | 1,787,308.00 | 18,185,618.63 |
| 341 | LAPWAI | 2,431,717.77 | 205,955.43 | 123,897.00 | 2,761,570.20 |
| 342 | CULDESAC JOINT | 1,264,680.94 | 66,783.30 | 67,572.00 | 1,399,036.24 |
| 351 | ONEIDA COUNTY | 3,896,764.27 | 172,865.02 | 258,600.00 | 4,328,229.29 |
| 363 | MARSING JOINT | 3,421,654.30 | 244,694.38 | 185,453.00 | 3,851,801.68 |
| 364 | PLEASANT VALLEY ELEMENTARY | 137,426.65 | 6,045.45 | 19,951.00 | 163,423.10 |
| 365 | BRUNEAU-GRAND VIEW JOINT | 2,360,252.42 | 150,303.70 | 247,541.00 | 2,758,097.12 |
| 370 | HOMEDALE JOINT | 5,873,704.73 | 316,409.71 | 201,238.00 | 6,391,352.44 |
| 371 | PAYETTE JOINT | 7,410,842.00 | 498,431.97 | 287,921.00 | 8,197,194.97 |
| 372 | NEW PLYMOUTH | 4,132,394.67 | 170,921.63 | 187,872.00 | 4,491,188.30 |
| 373 | FRUITLAND | 6,154,078.90 | 268,309.41 | 339,806.00 | 6,762,194.31 |
| 381 | AMERICAN FALLS JOINT | 5,590,514.69 | 443,585.78 | 775,625.00 | 6,809,725.47 |
| 382 | ROCKLAND | 1,140,432.06 | 59,319.46 | 66,266.00 | 1,266,017.52 |
| 383 | ARBON ELEMENTARY | 146,931.52 | 5,578.07 | 31,217.00 | 183,726.59 |
| 391 | KELLOGG JOINT | 5,712,707.01 | 295,739.70 | 312,960.00 | 6,321,406.71 |
| 392 | MULLAN | 1,109,506.81 | 50,547.26 | 23,497.00 | 1,183,551.07 |
| 393 | WALLACE | 2,406,720.96 | 251,572.71 | 146,018.00 | 2,804,311.67 |
| 394 | AVERY | 153,455.91 | 9,818.97 | 113,500.00 | 276,774.88 |
| 401 | TETON COUNTY | 3,226,530.01 | 277,156.25 | 820,771.00 | 4,324,457.26 |
| 411 | TWIN FALLS | 22,843,424.83 | 1,136,503.03 | 1,823,637.00 | 25,803,564.86 |
| 412 | BUHL JOINT | 4,639,094.15 | 305,610.35 | 452,182.00 | 5,396,886.50 |
| 413 | FILER | 5,661,542.34 | 236,238.40 | 314,292.00 | 6,212,072.74 |
| 414 | KIMBERLY | 5,555,537.83 | 235,676.51 | 215,681.00 | 6,006,895.34 |
| 415 | HANSEN | 1,842,970.71 | 87,551.22 | 126,271.00 | 2,056,792.93 |
| 416 | THREE CREEK JOINT ELEMENTARY | 64,770.49 | 5,550.06 | 9,326.00 | 79,646.55 |
| 417 | CASTLEFORD JOINT | 1,759,243.88 | 74,813.03 | 130,879.00 | 1,964,935.91 |
| 418 | MURTAUGH JOINT | 1,154,871.48 | 79,446.34 | 145,609.00 | 1,379,926.82 |
| 421 | MCCALL-DONNELLY JOINT | 1,542,270.15 | 239,616.38 | 1,460,651.00 | 3,242,537.53 |
| 422 | CASCADE | 1,073,031.36 | 69,288.09 | 330,803.00 | 1,473,122.45 |
| 431 | WEISER | 6,737,083.12 | 403,588.89 | 357,637.00 | 7,498,309.01 |
| 432 | CAMBRIDGE JOINT | 1,010,173.20 | 54,786.45 | 115,606.00 | 1,180,565.65 |
| 433 | MIDVALE | 917,552.83 | 70,271.42 | 89,003.00 | 1,076,827.25 |
| LEA Chtr | VICTORY CHARTER SCHOOL | 1,139,174.60 | 2,721.63 | 0.00 | 1,141,896.23 |
| LEA Chtr | IDAHO VIRTUAL ACADEMY | 7,519,419.50 | 146,901.75 | 0.00 | 7,666,321.25 |
| LEA Chtr | RICHARD MCKENNA CHARTER | 1,245,516.86 | 6,753.14 | 0.00 | 1,252,270.00 |
| STATEWIDE | | 902,895,492.38 | 45,975,965.08 | 81,932,617.00 | 1,030,804,074.46 |

¹ Includes State Technology Grants, Safe & Drug Free, Idaho Reading Initiative, Limited English Proficiency, Early Retirement Incentive, Bond Levy Equalization Support, Professional Technical Program, Unemployment, Gifted / Talented, Teacher Incentive - National Certification, Driver Education Training, and Lottery.
See Pages 16-19.

² Includes Property Tax Replacement and Agricultural Equipment Replacement Tax.

AVERAGE DAILY ATTENDANCE

(FULL-TERM)

JULY 1, 2004 - JUNE 30, 2005

SCHOOL DISTRICTS and CHARTER SCHOOLS RANKED HIGH TO LOW

| RANK | SCHOOL DISTRICT NUMBER | SCHOOL DISTRICT NAME | FULL-TERM A.D.A. | RANK | SCHOOL DISTRICT NUMBER | SCHOOL DISTRICT NAME | FULL-TERM A.D.A. |
|------|------------------------|------------------------------|------------------|------|------------------------|-------------------------------|------------------|
| 1 | 002 | MERIDIAN JOINT | 27,051.07 | 67 | 192 | GLENNS FERRY JOINT | 509.87 |
| 2 | 001 | BOISE INDEPENDENT | 24,053.06 | 68 | 285 | POTLATCH | 505.79 |
| 3 | 131 | NAMPA | 12,185.82 | 69 | 312 | SHOSHONE JOINT | 499.60 |
| 4 | 025 | POCATELLO | 11,120.98 | 70 | 304 | KAMIAH JOINT | 493.58 |
| 5 | 091 | IDAHO FALLS | 9,702.37 | 71 | 393 | WALLACE | 487.68 |
| 6 | 271 | COEUR D' ALENE | 9,174.55 | 72 | 111 | BUTTE COUNTY | 485.75 |
| 7 | 093 | BONNEVILLE JOINT | 7,682.49 | 73 | 341 | LAPWAI | 483.42 |
| 8 | 411 | TWIN FALLS | 6,641.15 | 74 | 148 | GRACE JOINT | 476.77 |
| 9 | 132 | CALDWELL | 5,713.15 | 75 | 044 | PLUMMER / WORLEY JOINT | 455.00 |
| 10 | 340 | LEWISTON INDEPENDENT | 4,743.42 | 76 | 133 | WILDER | 437.95 |
| 11 | 273 | POST FALLS | 4,730.46 | 77 | 181 | CHALLIS JOINT | 432.56 |
| 12 | 151 | CASSIA COUNTY JOINT | 4,694.00 | 78 | 242 | COTTONWOOD JOINT | 412.53 |
| 13 | 139 | VALLIVUE | 4,491.06 | 79 | 365 | BRUNEAU-GRAND VIEW JOINT | 412.25 |
| 14 | 272 | LAKELAND | 4,081.72 | 80 | 072 | BASIN | 404.32 |
| 15 | 321 | MADISON | 4,061.85 | 81 | 233 | HAGERMAN JOINT | 390.34 |
| 16 | 055 | BLACKFOOT | 3,946.71 | 82 | Charter | HIDDEN SPRINGS CHARTER | 383.23 |
| 17 | 331 | MINIDOKA COUNTY JOINT | 3,875.84 | 83 | 415 | HANSEN | 376.95 |
| 18 | 193 | MOUNTAIN HOME | 3,822.76 | 84 | Charter | LIBERTY CHARTER SCHOOL | 370.21 |
| 19 | 251 | JEFFERSON COUNTY JOINT | 3,766.59 | 85 | Charter | COEUR D' ALENE CHARTER ACAD. | 352.24 |
| 20 | 084 | LAKE PEND OREILLE | 3,691.38 | 86 | 422 | CASCADE | 330.94 |
| 21 | 003 | KUNA JOINT | 3,644.55 | 87 | 417 | CASTLEFORD JOINT | 308.67 |
| 22 | 061 | BLAINE COUNTY | 3,038.73 | 88 | 287 | TROY | 308.04 |
| 23 | 261 | JEROME JOINT | 3,019.06 | 89 | 283 | KENDRICK JOINT | 293.39 |
| 24 | 221 | EMMETT INDEPENDENT | 2,785.52 | 90 | 282 | GENESEE JOINT | 293.31 |
| 25 | 134 | MIDDLETON | 2,500.04 | 91 | 135 | NOTUS | 288.11 |
| 26 | 201 | PRESTON JOINT | 2,333.07 | 92 | 073 | HORSESHOE BEND | 284.89 |
| 27 | 281 | MOSCOW | 2,285.32 | 93 | 013 | COUNCIL | 275.79 |
| 28 | 215 | FREMONT COUNTY JOINT | 2,237.01 | 94 | 071 | GARDEN VALLEY | 264.94 |
| 29 | 060 | SHELLEY JOINT | 1,963.89 | 95 | 274 | KOOTENAI JOINT | 253.47 |
| 30 | 052 | SNAKE RIVER | 1,772.64 | 96 | Charter | NORTH STAR CHARTER SCHOOL | 252.63 |
| 31 | 371 | PAYETTE JOINT | 1,684.56 | 97 | Charter | WHITE PINE CHARTER SCHOOL | 248.21 |
| 32 | LEA Chtr | IDAHO VIRTUAL ACADEMY | 1,620.03 | 98 | 288 | WHITEPINE JOINT | 238.00 |
| 33 | 431 | WEISER | 1,582.52 | 99 | Charter | THOMAS JEFFERSON CHARTER | 228.57 |
| 34 | 373 | FRUITLAND | 1,519.06 | 100 | LEA Chtr | VICTORY CHARTER SCHOOL | 225.64 |
| 35 | 381 | AMERICAN FALLS JOINT | 1,503.68 | 101 | 418 | MURTAUGH JOINT | 216.09 |
| 36 | 101 | BOUNDARY COUNTY | 1,456.50 | 102 | 305 | HIGHLAND JOINT | 212.17 |
| 37 | 083 | WEST BONNER COUNTY | 1,438.31 | 103 | 316 | RICHFIELD | 207.59 |
| 38 | 401 | TETON COUNTY | 1,340.63 | 104 | 182 | MACKAY JOINT | 202.51 |
| 39 | 391 | KELLOGG JOINT | 1,319.68 | 105 | 161 | CLARK COUNTY JOINT | 194.54 |
| 40 | 241 | GRANGEVILLE JOINT | 1,287.50 | 106 | LEA Chtr | RICHARD MCKENNA CHARTER | 190.61 |
| 41 | 171 | OROFINO JOINT | 1,283.93 | 107 | 011 | MEADOWS VALLEY | 186.91 |
| 42 | 414 | KIMBERLY | 1,283.54 | 108 | Charter | ANSER OF IDAHO, INC | 185.49 |
| 43 | 413 | FILER | 1,270.99 | 109 | Charter | MERIDIAN CHARTER HIGH SCHOOL | 185.16 |
| 44 | 021 | MARSH VALLEY JOINT | 1,259.44 | 110 | 149 | NORTH GEM | 181.92 |
| 45 | 370 | HOMEDALE JOINT | 1,256.83 | 111 | 234 | BLISS JOINT | 180.78 |
| 46 | 322 | SUGAR-SALEM JOINT | 1,248.90 | 112 | 342 | CULDESAC JOINT | 172.56 |
| 47 | 231 | GOODING JOINT | 1,238.38 | 113 | Charter | POCATELLO COMMUNITY CHARTER | 170.93 |
| 48 | 412 | BUHL JOINT | 1,227.23 | 114 | 121 | CAMAS COUNTY | 165.25 |
| 49 | 033 | BEAR LAKE COUNTY | 1,212.78 | 115 | Charter | MERIDIAN MEDICAL ARTS CHARTER | 159.45 |
| 50 | 232 | WENDELL | 1,039.84 | 116 | 302 | NEZPERCE JOINT | 156.97 |
| 51 | 041 | ST. MARIES JOINT | 1,032.01 | 117 | 314 | DIETRICH | 154.61 |
| 52 | 137 | PARMA | 972.83 | 118 | 432 | CAMBRIDGE JOINT | 153.83 |
| 53 | 291 | SALMON | 969.65 | 119 | 382 | ROCKLAND | 140.31 |
| 54 | 421 | MCCALL-DONNELLY JOINT | 941.77 | 120 | Charter | SANDPOINT CHARTER SCHOOL | 128.48 |
| 55 | 150 | SODA SPRINGS JOINT | 912.58 | 121 | Charter | IDAHO LEADERSHIP ACADEMY | 126.17 |
| 56 | 372 | NEW PLYMOUTH | 887.73 | 122 | 392 | MULLAN | 123.25 |
| 57 | 351 | ONEIDA COUNTY | 865.65 | 123 | Charter | MOSCOW CHARTER SCHOOL | 122.32 |
| 58 | 058 | ABERDEEN | 810.97 | 124 | 433 | MIDVALE | 119.92 |
| 59 | 059 | FIRTH | 794.21 | 125 | 292 | SOUTH LEMHI | 95.16 |
| 60 | 363 | MARSING JOINT | 744.78 | 126 | Charter | BLACKFOOT CHARTER | 73.88 |
| 61 | 136 | MELBA JOINT | 653.37 | 127 | 092 | SWAN VALLEY ELEMENTARY | 57.29 |
| 62 | 253 | WEST JEFFERSON | 639.31 | 128 | 364 | PLEASANT VALLEY ELEMENTARY | 24.39 |
| 63 | 252 | RIRIE JOINT | 638.86 | 129 | 394 | AVERY | 18.06 |
| 64 | 262 | VALLEY | 618.78 | 130 | 416 | THREE CREEK JOINT ELEMENTARY | 7.07 |
| 65 | Charter | IDAHO DISTANCE EDUC. ACADEMY | 584.14 | 131 | 383 | ARBON ELEMENTARY | 6.77 |
| 66 | 202 | WEST SIDE JOINT | 551.56 | 132 | 191 | PRAIRIE ELEMENTARY | 2.95 |

STATEWIDE

241,290.82

GENERAL M & O FUND EXPENDITURES PER FULL-TERM A.D.A.

JULY 1, 2004 - JUNE 30, 2005

SCHOOL DISTRICTS and CHARTER SCHOOLS RANKED HIGH TO LOW

| RANK | SCHOOL DISTRICT NUMBER | SCHOOL DISTRICT NAME | GEN FUND EXP / FULL-TERM A.D.A. | | RANK | SCHOOL DISTRICT NUMBER | SCHOOL DISTRICT NAME | GEN FUND EXP / FULL-TERM A.D.A. |
|-----------|------------------------|-------------------------------|---------------------------------|--|------|------------------------|------------------------------|---------------------------------|
| 1 | 394 | AVERY | 43,939 | | 67 | 084 | LAKE PEND OREILLE | 6,241 |
| 2 | 191 | PRAIRIE ELEMENTARY | 38,746 | | 68 | 381 | AMERICAN FALLS JOINT | 6,206 |
| 3 | 383 | ARBON ELEMENTARY | 32,695 | | 69 | 415 | HANSEN | 6,195 |
| 4 | 292 | SOUTH LEMHI | 13,262 | | 70 | 136 | MELBA JOINT | 6,179 |
| 5 | 392 | MULLAN | 13,142 | | 71 | 192 | GLENNS FERRY JOINT | 6,156 |
| 6 | 416 | THREE CREEK JOINT ELEMENTARY | 13,069 | | 72 | 253 | WEST JEFFERSON | 6,043 |
| 7 | 092 | SWAN VALLEY ELEMENTARY | 11,276 | | 73 | LEA Chtr | VICTORY CHARTER SCHOOL | 6,012 |
| 8 | 433 | MIDVALE | 10,847 | | 74 | 033 | BEAR LAKE COUNTY | 5,961 |
| 9 | 302 | NEZPERCE JOINT | 10,807 | | 75 | Charter | COEUR D' ALENE CHARTER ACAD. | 5,952 |
| 10 | Charter | LIBERTY CHARTER SCHOOL | 10,783 | | 76 | 252 | RIRIE JOINT | 5,890 |
| 11 | 382 | ROCKLAND | 10,762 | | 77 | 058 | ABERDEEN | 5,886 |
| 12 | 061 | BLAINE COUNTY | 10,754 | | 78 | 083 | WEST BONNER COUNTY | 5,852 |
| 13 | 288 | WHITEPINE JOINT | 10,051 | | 79 | 059 | FIRTH | 5,815 |
| 14 | 432 | CAMBRIDGE JOINT | 9,988 | | 80 | 291 | SALMON | 5,814 |
| 15 | 364 | PLEASANT VALLEY ELEMENTARY | 9,501 | | 81 | 193 | MOUNTAIN HOME | 5,783 |
| 16 | 305 | HIGHLAND JOINT | 9,231 | | 82 | 202 | WEST SIDE JOINT | 5,714 |
| 17 | 341 | LAPWAI | 9,218 | | 83 | 331 | MINIDOKA COUNTY JOINT | 5,713 |
| 18 | 044 | PLUMMER / WORLEY JOINT | 9,076 | | 84 | 363 | MARSING JOINT | 5,702 |
| 19 | 274 | KOOTENAI JOINT | 9,039 | | 85 | Charter | THOMAS JEFFERSON CHARTER | 5,665 |
| 20 | 182 | MACKAY JOINT | 8,957 | | 86 | 137 | PARMA | 5,662 |
| 21 | 241 | GRANGEVILLE JOINT | 8,846 | | 87 | 055 | BLACKFOOT | 5,624 |
| 22 | 393 | WALLACE | 8,768 | | 88 | 351 | ONEIDA COUNTY | 5,562 |
| 23 | 283 | KENDRICK JOINT | 8,756 | | 89 | Charter | ANSER OF IDAHO, INC | 5,553 |
| 24 | 287 | TROY | 8,705 | | 90 | 271 | COEUR D' ALENE | 5,531 |
| 25 | 121 | CAMAS COUNTY | 8,703 | | 91 | 091 | IDAHO FALLS | 5,519 |
| 26 | 342 | CULDESAC JOINT | 8,601 | | 92 | 401 | TETON COUNTY | 5,485 |
| 27 | 282 | GENESEE JOINT | 8,521 | | 93 | 370 | HOMEDALE JOINT | 5,477 |
| 28 | 149 | NORTH GEM | 8,304 | | 94 | 215 | FREMONT COUNTY JOINT | 5,423 |
| 29 | 314 | DIETRICH | 8,301 | | 95 | 232 | WENDELL | 5,418 |
| 30 | 013 | COUNCIL | 8,299 | | 96 | 021 | MARSH VALLEY JOINT | 5,417 |
| 31 | 161 | CLARK COUNTY JOINT | 8,213 | | 97 | 372 | NEW PLYMOUTH | 5,406 |
| 32 | 011 | MEADOWS VALLEY | 8,184 | | 98 | Charter | POCATELLO COMMUNITY CHARTER | 5,403 |
| 33 | 421 | MCCALL-DONNELLY JOINT | 8,182 | | 99 | 025 | POCATELLO | 5,402 |
| 34 | 071 | GARDEN VALLEY | 8,089 | | 100 | Charter | BLACKFOOT CHARTER | 5,392 |
| 35 | Charter | IDAHO LEADERSHIP ACADEMY | 7,977 | | 101 | 412 | BUHL JOINT | 5,367 |
| 36 | 365 | BRUNEAU-GRAND VIEW JOINT | 7,793 | | 102 | 431 | WEISER | 5,315 |
| 37 | 285 | POTLATCH | 7,701 | | 103 | 139 | VALLIVUE | 5,308 |
| 38 | Charter | MERIDIAN CHARTER HIGH SCHOOL | 7,627 | | 104 | 231 | GOODING JOINT | 5,278 |
| 39 | 181 | CHALLIS JOINT | 7,549 | | 105 | 132 | CALDWELL | 5,258 |
| 40 | 234 | BLISS JOINT | 7,517 | | 106 | 371 | PAYETTE JOINT | 5,238 |
| 41 | 133 | WILDER | 7,510 | | 107 | 151 | CASSIA COUNTY JOINT | 5,236 |
| 42 | 422 | CASCADE | 7,428 | | 108 | 413 | FILER | 5,197 |
| 43 | 001 | BOISE INDEPENDENT | 7,372 | | 109 | 322 | SUGAR-SALEM JOINT | 5,155 |
| 44 | 281 | MOSCOW | 7,346 | | 110 | 052 | SNAKE RIVER | 5,138 |
| 45 | 073 | HORSESHOE BEND | 7,254 | | 111 | 373 | FRUITLAND | 5,098 |
| 46 | 417 | CASTLEFORD JOINT | 7,217 | | 112 | 221 | EMMETT INDEPENDENT | 5,085 |
| 47 | 242 | COTTONWOOD JOINT | 7,167 | | 113 | 273 | POST FALLS | 5,058 |
| 48 | 135 | NOTUS | 7,088 | | 114 | 251 | JEFFERSON COUNTY JOINT | 4,969 |
| 49 | 340 | LEWISTON INDEPENDENT | 7,079 | | 115 | 411 | TWIN FALLS | 4,966 |
| 50 | 072 | BASIN | 7,019 | | 116 | 134 | MIDDLETON | 4,963 |
| 51 | 111 | BUTTE COUNTY | 7,013 | | 117 | 261 | JEROME JOINT | 4,962 |
| 52 | 148 | GRACE JOINT | 6,920 | | 118 | 414 | KIMBERLY | 4,953 |
| 53 | LEA Chtr | RICHARD MCKENNA CHARTER | 6,911 | | 119 | 272 | LAKELAND | 4,903 |
| 54 | 316 | RICHFIELD | 6,879 | | 120 | 093 | BONNEVILLE JOINT | 4,878 |
| 55 | 391 | KELLOGG JOINT | 6,814 | | 121 | 131 | NAMPA | 4,833 |
| 56 | 418 | MURTAUGH JOINT | 6,743 | | 122 | 321 | MADISON | 4,820 |
| 57 | 304 | KAMIAH JOINT | 6,676 | | 123 | 002 | MERIDIAN JOINT | 4,768 |
| 58 | 041 | ST. MARIES JOINT | 6,627 | | 124 | LEA Chtr | IDAHO VIRTUAL ACADEMY | 4,742 |
| 59 | 171 | OROFINO JOINT | 6,596 | | 125 | 060 | SHELLEY JOINT | 4,736 |
| 60 | Charter | MERIDIAN MEDICAL ARTS CHARTER | 6,463 | | 126 | 003 | KUNA JOINT | 4,647 |
| 61 | 233 | HAGERMAN JOINT | 6,437 | | 127 | 201 | PRESTON JOINT | 4,519 |
| 62 | 150 | SODA SPRINGS JOINT | 6,430 | | 128 | Charter | MOSCOW CHARTER SCHOOL | 4,468 |
| 63 | 101 | BOUNDARY COUNTY | 6,384 | | 129 | Charter | HIDDEN SPRINGS CHARTER | 4,204 |
| 64 | 312 | SHOSHONE JOINT | 6,338 | | 130 | Charter | NORTH STAR CHARTER SCHOOL | 3,857 |
| 65 | Charter | SANDPOINT CHARTER SCHOOL | 6,296 | | 131 | Charter | IDAHO DISTANCE EDUC. ACADEMY | 3,852 |
| 66 | 262 | VALLEY | 6,273 | | 132 | Charter | WHITE PINE CHARTER SCHOOL | 3,741 |
| STATEWIDE | | | | | | | | 5,766 |

MARKET VALUE PER FULL-TERM SUPPORT UNIT

JULY 1, 2004 - JUNE 30, 2005

SCHOOL DISTRICTS RANKED HIGH TO LOW¹

| RANK | SCHOOL DISTRICT NUMBER | SCHOOL DISTRICT NAME | MARKET VALUE @ 12-31-03 PER UNIT | RANK | SCHOOL DISTRICT NUMBER | SCHOOL DISTRICT NAME | MARKET VALUE @ 12-31-03 PER UNIT |
|-----------|------------------------|------------------------------|----------------------------------|------|------------------------|------------------------|----------------------------------|
| 1 | 061 | BLAINE COUNTY | 50,584,679 | 58 | 391 | KELLOGG JOINT | 4,270,058 |
| 2 | 394 | AVERY | 46,473,872 | 59 | 261 | JEROME JOINT | 4,242,466 |
| 3 | 421 | MCCALL-DONNELLY JOINT | 26,802,355 | 60 | 133 | WILDER | 4,234,305 |
| 4 | 092 | SWAN VALLEY ELEMENTARY | 25,899,658 | 61 | 021 | MARSH VALLEY JOINT | 4,144,783 |
| 5 | 422 | CASCADE | 14,694,327 | 62 | 139 | VALLIVUE | 4,114,214 |
| 6 | 084 | LAKE PEND OREILLE | 13,064,206 | 63 | 351 | ONEIDA COUNTY | 4,062,182 |
| 7 | 071 | GARDEN VALLEY | 12,952,020 | 64 | 292 | SOUTH LEMHI | 4,034,662 |
| 8 | 383 | ARBON ELEMENTARY | 12,848,417 | 65 | 331 | MINIDOKA COUNTY JOINT | 4,009,715 |
| 9 | 274 | KOOTENAI JOINT | 12,472,842 | 66 | 231 | GOODING JOINT | 3,990,379 |
| 10 | 083 | WEST BONNER COUNTY | 11,473,200 | 67 | 287 | TROY | 3,928,698 |
| 11 | 364 | PLEASANT VALLEY ELEMENTARY | 10,938,221 | 68 | 417 | CASTLEFORD JOINT | 3,884,940 |
| 12 | 401 | TETON COUNTY | 10,737,425 | 69 | 242 | COTTONWOOD JOINT | 3,830,214 |
| 13 | 181 | CHALLIS JOINT | 10,730,129 | 70 | 283 | KENDRICK JOINT | 3,755,826 |
| 14 | 001 | BOISE INDEPENDENT | 10,236,595 | 71 | 221 | EMMETT INDEPENDENT | 3,739,621 |
| 15 | 044 | PLUMMER / WORLEY JOINT | 10,106,835 | 72 | 321 | MADISON | 3,735,837 |
| 16 | 011 | MEADOWS VALLEY | 9,824,600 | 73 | 136 | MELBA JOINT | 3,719,617 |
| 17 | 271 | COEUR D' ALENE | 9,143,149 | 74 | 025 | POCATELLO | 3,719,366 |
| 18 | 150 | SODA SPRINGS JOINT | 8,993,919 | 75 | 415 | HANSEN | 3,676,214 |
| 19 | 072 | BASIN | 7,753,183 | 76 | 431 | WEISER | 3,657,036 |
| 20 | 416 | THREE CREEK JOINT ELEMENTARY | 7,526,992 | 77 | 312 | SHOSHONE JOINT | 3,596,074 |
| 21 | 215 | FREMONT COUNTY JOINT | 7,438,784 | 78 | 373 | FRUITLAND | 3,574,968 |
| 22 | 281 | MOSCOW | 7,419,206 | 79 | 234 | BLISS JOINT | 3,573,488 |
| 23 | 241 | GRANGEVILLE JOINT | 7,384,927 | 80 | 413 | FILER | 3,572,634 |
| 24 | 340 | LEWISTON INDEPENDENT | 7,285,612 | 81 | 003 | KUNA JOINT | 3,558,981 |
| 25 | 291 | SALMON | 7,197,927 | 82 | 262 | VALLEY | 3,521,389 |
| 26 | 288 | WHITEPINE JOINT | 7,163,525 | 83 | 058 | ABERDEEN | 3,507,840 |
| 27 | 121 | CAMAS COUNTY | 6,872,341 | 84 | 131 | NAMPA | 3,463,991 |
| 28 | 381 | AMERICAN FALLS JOINT | 6,804,446 | 85 | 232 | WENDELL | 3,462,710 |
| 29 | 305 | HIGHLAND JOINT | 6,797,592 | 86 | 193 | MOUNTAIN HOME | 3,449,843 |
| 30 | 101 | BOUNDARY COUNTY | 6,764,376 | 87 | 151 | CASSIA COUNTY JOINT | 3,314,959 |
| 31 | 432 | CAMBRIDGE JOINT | 6,699,663 | 88 | 316 | RICHFIELD | 3,301,397 |
| 32 | 272 | LAKELAND | 6,446,942 | 89 | 341 | LAPWAI | 3,254,595 |
| 33 | 161 | CLARK COUNTY JOINT | 6,282,085 | 90 | 137 | PARMA | 3,242,889 |
| 34 | 433 | MIDVALE | 6,161,824 | 91 | 134 | MIDDLETON | 3,237,280 |
| 35 | 302 | NEZPERCE JOINT | 6,121,723 | 92 | 093 | BONNEVILLE JOINT | 3,133,530 |
| 36 | 041 | ST. MARIES JOINT | 5,949,273 | 93 | 132 | CALDWELL | 3,116,767 |
| 37 | 273 | POST FALLS | 5,649,263 | 94 | 371 | PAYETTE JOINT | 2,973,170 |
| 38 | 002 | MERIDIAN JOINT | 5,510,072 | 95 | 363 | MARSING JOINT | 2,959,334 |
| 39 | 192 | GLENN'S FERRY JOINT | 5,502,087 | 96 | 135 | NOTUS | 2,907,286 |
| 40 | 412 | BUHL JOINT | 5,433,938 | 97 | 148 | GRACE JOINT | 2,853,740 |
| 41 | 365 | BRUNEAU-GRAND VIEW JOINT | 5,427,944 | 98 | 253 | WEST JEFFERSON | 2,847,500 |
| 42 | 411 | TWIN FALLS | 5,425,675 | 99 | 372 | NEW PLYMOUTH | 2,721,969 |
| 43 | 171 | OROFINO JOINT | 5,353,106 | 100 | 059 | FIRTH | 2,695,521 |
| 44 | 182 | MACKAY JOINT | 5,327,679 | 101 | 342 | CULDESAC JOINT | 2,639,537 |
| 45 | 033 | BEAR LAKE COUNTY | 5,221,845 | 102 | 060 | SHELLEY JOINT | 2,548,454 |
| 46 | 111 | BUTTE COUNTY | 5,076,447 | 103 | 414 | KIMBERLY | 2,535,015 |
| 47 | 418 | MURTAUGH JOINT | 4,919,740 | 104 | 055 | BLACKFOOT | 2,517,112 |
| 48 | 013 | COUNCIL | 4,778,042 | 105 | 251 | JEFFERSON COUNTY JOINT | 2,470,491 |
| 49 | 393 | WALLACE | 4,756,585 | 106 | 201 | PRESTON JOINT | 2,426,992 |
| 50 | 285 | POTLATCH | 4,727,235 | 107 | 322 | SUGAR-SALEM JOINT | 2,407,397 |
| 51 | 149 | NORTH GEM | 4,706,901 | 108 | 052 | SNAKE RIVER | 2,394,677 |
| 52 | 073 | HORSESHOE BEND | 4,663,113 | 109 | 314 | DIETRICH | 2,216,450 |
| 53 | 282 | GENESEE JOINT | 4,620,313 | 110 | 202 | WEST SIDE JOINT | 2,177,591 |
| 54 | 191 | PRAIRIE ELEMENTARY | 4,561,518 | 111 | 370 | HOMEDALE JOINT | 2,075,725 |
| 55 | 304 | KAMIAH JOINT | 4,517,298 | 112 | 252 | RIRIE JOINT | 2,027,227 |
| 56 | 091 | IDAHO FALLS | 4,302,896 | 113 | 382 | ROCKLAND | 1,986,371 |
| 57 | 233 | HAGERMAN JOINT | 4,273,903 | 114 | 392 | MULLAN | 1,908,501 |
| STATEWIDE | | | | | | | 5,943,327 |

¹Charter Schools do not have a market value or taxing authority. For this reason, they have been excluded from the Market Value per Full-Term Support Unit ranking report.

MARKET VALUE PER FULL-TERM A.D.A.

JULY 1, 2004 - JUNE 30, 2005

SCHOOL DISTRICTS RANKED HIGH TO LOW¹

| RANK | SCHOOL DISTRICT NUMBER | SCHOOL DISTRICT NAME | MARKET VALUE @ 12-31-03 PER A.D.A. | RANK | SCHOOL DISTRICT NUMBER | SCHOOL DISTRICT NAME | MARKET VALUE @ 12-31-03 PER A.D.A. |
|-----------|------------------------|------------------------------|------------------------------------|------|------------------------|------------------------|------------------------------------|
| 1 | 394 | AVERY | 6,433,260 | 58 | 234 | BLISS JOINT | 278,715 |
| 2 | 061 | BLAINE COUNTY | 2,631,836 | 59 | 002 | MERIDIAN JOINT | 276,348 |
| 3 | 383 | ARBON ELEMENTARY | 2,467,200 | 60 | 411 | TWIN FALLS | 275,240 |
| 4 | 191 | PRAIRIE ELEMENTARY | 2,010,160 | 61 | 133 | WILDER | 270,717 |
| 5 | 092 | SWAN VALLEY ELEMENTARY | 1,853,528 | 62 | 287 | TROY | 270,382 |
| 6 | 421 | MCCALL-DONNELLY JOINT | 1,585,197 | 63 | 242 | COTTONWOOD JOINT | 259,971 |
| 7 | 416 | THREE CREEK JOINT ELEMENTARY | 1,171,102 | 64 | 021 | MARSH VALLEY JOINT | 245,836 |
| 8 | 422 | CASCADE | 1,021,241 | 65 | 391 | KELLOGG JOINT | 240,411 |
| 9 | 071 | GARDEN VALLEY | 963,066 | 66 | 316 | RICHFIELD | 238,552 |
| 10 | 274 | KOOTENAI JOINT | 925,117 | 67 | 415 | HANSEN | 234,061 |
| 11 | 181 | CHALLIS JOINT | 793,795 | 68 | 351 | ONEIDA COUNTY | 232,286 |
| 12 | 011 | MEADOWS VALLEY | 777,936 | 69 | 136 | MELBA JOINT | 229,427 |
| 13 | 364 | PLEASANT VALLEY ELEMENTARY | 717,554 | 70 | 312 | SHOSHONE JOINT | 222,415 |
| 14 | 084 | LAKE PEND OREILLE | 697,913 | 71 | 091 | IDAHO FALLS | 220,991 |
| 15 | 083 | WEST BONNER COUNTY | 651,710 | 72 | 231 | GOODING JOINT | 220,725 |
| 16 | 044 | PLUMMER / WORLEY JOINT | 646,393 | 73 | 342 | CULDESAC JOINT | 218,738 |
| 17 | 433 | MIDVALE | 616,593 | 74 | 261 | JEROME JOINT | 214,578 |
| 18 | 288 | WHITEPINE JOINT | 589,937 | 75 | 331 | MINIDOKA COUNTY JOINT | 213,736 |
| 19 | 432 | CAMBRIDGE JOINT | 587,957 | 76 | 262 | VALLEY | 213,407 |
| 20 | 401 | TETON COUNTY | 579,869 | 77 | 341 | LAPWAI | 208,032 |
| 21 | 121 | CAMAS COUNTY | 573,908 | 78 | 139 | VALLIVUE | 207,128 |
| 22 | 072 | BASIN | 529,254 | 79 | 058 | ABERDEEN | 201,135 |
| 23 | 001 | BOISE INDEPENDENT | 527,128 | 80 | 431 | WEISER | 200,354 |
| 24 | 292 | SOUTH LEMHI | 521,504 | 81 | 413 | FILER | 200,137 |
| 25 | 302 | NEZPERCE JOINT | 518,691 | 82 | 135 | NOTUS | 199,800 |
| 26 | 150 | SODA SPRINGS JOINT | 511,500 | 83 | 221 | EMMETT INDEPENDENT | 198,559 |
| 27 | 241 | GRANGEVILLE JOINT | 503,035 | 84 | 314 | DIETRICH | 197,833 |
| 28 | 305 | HIGHLAND JOINT | 499,799 | 85 | 392 | MULLAN | 193,560 |
| 29 | 161 | CLARK COUNTY JOINT | 490,838 | 86 | 148 | GRACE JOINT | 192,137 |
| 30 | 271 | COEUR D' ALENE | 476,563 | 87 | 373 | FRUITLAND | 191,803 |
| 31 | 215 | FREMONT COUNTY JOINT | 421,319 | 88 | 232 | WENDELL | 188,480 |
| 32 | 182 | MACKAY JOINT | 413,039 | 89 | 321 | MADISON | 188,362 |
| 33 | 291 | SALMON | 403,081 | 90 | 382 | ROCKLAND | 188,288 |
| 34 | 381 | AMERICAN FALLS JOINT | 381,474 | 91 | 025 | POCATELLO | 187,791 |
| 35 | 149 | NORTH GEM | 380,340 | 92 | 137 | PARMA | 182,674 |
| 36 | 340 | LEWISTON INDEPENDENT | 379,531 | 93 | 253 | WEST JEFFERSON | 181,279 |
| 37 | 101 | BOUNDARY COUNTY | 378,972 | 94 | 151 | CASSIA COUNTY JOINT | 181,002 |
| 38 | 281 | MOSCOW | 377,564 | 95 | 193 | MOUNTAIN HOME | 180,309 |
| 39 | 013 | COUNCIL | 374,218 | 96 | 003 | KUNA JOINT | 179,680 |
| 40 | 418 | MURTAUGH JOINT | 355,167 | 97 | 131 | NAMPA | 175,618 |
| 41 | 192 | GLENNS FERRY JOINT | 355,029 | 98 | 363 | MARSING JOINT | 170,460 |
| 42 | 041 | ST. MARIES JOINT | 346,461 | 99 | 371 | PAYETTE JOINT | 165,376 |
| 43 | 365 | BRUNEAU-GRAND VIEW JOINT | 344,966 | 100 | 059 | FIRTH | 163,250 |
| 44 | 282 | GENESEE JOINT | 341,825 | 101 | 134 | MIDDLETON | 162,768 |
| 45 | 073 | HORSESHOE BEND | 333,910 | 102 | 132 | CALDWELL | 159,899 |
| 46 | 272 | LAKELAND | 332,478 | 103 | 093 | BONNEVILLE JOINT | 158,869 |
| 47 | 171 | OROFINO JOINT | 328,542 | 104 | 372 | NEW PLYMOUTH | 158,217 |
| 48 | 111 | BUTTE COUNTY | 327,108 | 105 | 414 | KIMBERLY | 137,659 |
| 49 | 033 | BEAR LAKE COUNTY | 311,301 | 106 | 202 | WEST SIDE JOINT | 131,470 |
| 50 | 393 | WALLACE | 306,260 | 107 | 055 | BLACKFOOT | 130,935 |
| 51 | 233 | HAGERMAN JOINT | 295,628 | 108 | 322 | SUGAR-SALEM JOINT | 130,692 |
| 52 | 285 | POTLATCH | 293,472 | 109 | 060 | SHELLEY JOINT | 129,376 |
| 53 | 412 | BUHL JOINT | 292,235 | 110 | 251 | JEFFERSON COUNTY JOINT | 126,194 |
| 54 | 273 | POST FALLS | 287,929 | 111 | 052 | SNAKE RIVER | 124,554 |
| 55 | 283 | KENDRICK JOINT | 282,913 | 112 | 201 | PRESTON JOINT | 123,687 |
| 56 | 417 | CASTLEFORD JOINT | 279,411 | 113 | 252 | RIRIE JOINT | 123,120 |
| 57 | 304 | KAMIAH JOINT | 279,139 | 114 | 370 | HOMEDALE JOINT | 117,756 |
| STATEWIDE | | | | | | | 318,880 |

¹Charter Schools do not have a market value or taxing authority. For this reason, they have been excluded from Market Value per Full-Term A.D.A. ranking report.

SUPPLEMENTAL LEVIES

JULY 1, 2004 - JUNE 30, 2005

114 SCHOOL DISTRICTS¹

| SCHOOL DISTRICT NUMBER | SCHOOL DISTRICT NAME | Approximate Revenue (FY 2005) | SCHOOL DISTRICT NUMBER | SCHOOL DISTRICT NAME | Approximate Revenue (FY 2005) |
|------------------------|------------------------|-------------------------------|------------------------|------------------------------|-------------------------------|
| 001 | BOISE INDEPENDENT | 10,708,000 | 252 | RIRIE JOINT | 0 |
| 002 | MERIDIAN JOINT | 0 | 253 | WEST JEFFERSON | 0 |
| 003 | KUNA JOINT | 0 | 261 | JEROME JOINT | 650,000 |
| 011 | MEADOWS VALLEY | 0 | 262 | VALLEY | 0 |
| 013 | COUNCIL | 0 | 271 | COEUR D' ALENE | 5,065,550 |
| 021 | MARSH VALLEY JOINT | 0 | 272 | LAKELAND | 450,000 |
| 025 | POCATELLO | 5,000,000 | 273 | POST FALLS | 725,000 |
| 033 | BEAR LAKE COUNTY | 0 | 274 | KOOTENAI JOINT | 247,000 |
| 041 | ST. MARIES JOINT | 658,000 | 281 | MOSCOW | 5,646,000 |
| 044 | PLUMMER / WORLEY JOINT | 0 | 282 | GENESEE JOINT | 320,000 |
| 052 | SNAKE RIVER | 0 | 283 | KENDRICK JOINT | 315,000 |
| 055 | BLACKFOOT | 975,000 | 285 | POTLATCH | 504,000 |
| 058 | ABERDEEN | 250,000 | 287 | TROY | 517,000 |
| 059 | FIRTH | 0 | 288 | WHITEPINE JOINT | 380,000 |
| 060 | SHELLEY JOINT | 0 | 291 | SALMON | 250,000 |
| 061 | BLAINE COUNTY | 2,600,000 | 292 | SOUTH LEMHI | 0 |
| 071 | GARDEN VALLEY | 100,000 | 302 | NEZPERCE JOINT | 300,000 |
| 072 | BASIN | 0 | 304 | KAMIAH JOINT | 0 |
| 073 | HORSESHOE BEND | 0 | 305 | HIGHLAND JOINT | 189,900 |
| 083 | WEST BONNER COUNTY | 599,000 | 312 | SHOSHONE JOINT | 235,000 |
| 084 | LAKE PEND OREILLE | 2,992,000 | 314 | DIETRICH | 0 |
| 091 | IDAHO FALLS | 6,800,000 | 316 | RICHFIELD | 75,000 |
| 092 | SWAN VALLEY ELEMENTARY | 0 | 321 | MADISON | 0 |
| 093 | BONNEVILLE JOINT | 0 | 322 | SUGAR-SALEM JOINT | 0 |
| 101 | BOUNDARY COUNTY | 985,000 | 331 | MINIDOKA COUNTY JOINT | 978,500 |
| 111 | BUTTE COUNTY | 90,000 | 340 | LEWISTON INDEPENDENT | 9,069,314 |
| 121 | CAMAS COUNTY | 100,000 | 341 | LAPWAI | 0 |
| 131 | NAMPA | 0 | 342 | CULDESAC JOINT | 120,741 |
| 132 | CALDWELL | 800,000 | 351 | ONEIDA COUNTY | 0 |
| 133 | WILDER | 180,000 | 363 | MARSING JOINT | 0 |
| 134 | MIDDLETON | 220,000 | 364 | PLEASANT VALLEY ELEMENTARY | 0 |
| 135 | NOTUS | 0 | 365 | BRUNEAU-GRAND VIEW JOINT | 0 |
| 136 | MELBA JOINT | 0 | 370 | HOMEDALE JOINT | 0 |
| 137 | PARMA | 100,000 | 371 | PAYETTE JOINT | 0 |
| 139 | VALLIVUE | 950,000 | 372 | NEW PLYMOUTH | 195,000 |
| 148 | GRACE JOINT | 0 | 373 | FRUITLAND | 0 |
| 149 | NORTH GEM | 100,000 | 381 | AMERICAN FALLS JOINT | 981,000 |
| 150 | SODA SPRINGS JOINT | 530,000 | 382 | ROCKLAND | 190,000 |
| 151 | CASSIA COUNTY JOINT | 623,435 | 383 | ARBON ELEMENTARY | 24,000 |
| 161 | CLARK COUNTY JOINT | 0 | 391 | KELLOGG JOINT | 998,703 |
| 171 | OROFINO JOINT | 959,000 | 392 | MULLAN | 310,000 |
| 181 | CHALLIS JOINT | 180,600 | 393 | WALLACE | 625,000 |
| 182 | MACKAY JOINT | 0 | 394 | AVERY | 0 |
| 191 | PRAIRIE ELEMENTARY | 0 | 401 | TETON COUNTY | 0 |
| 192 | GLENNS FERRY JOINT | 0 | 411 | TWIN FALLS | 0 |
| 193 | MOUNTAIN HOME | 0 | 412 | BUHL JOINT | 0 |
| 201 | PRESTON JOINT | 0 | 413 | FILER | 0 |
| 202 | WEST SIDE JOINT | 130,000 | 414 | KIMBERLY | 0 |
| 215 | FREMONT COUNTY JOINT | 0 | 415 | HANSEN | 0 |
| 221 | EMMETT INDEPENDENT | 0 | 416 | THREE CREEK JOINT ELEMENTARY | 0 |
| 231 | GOODING JOINT | 0 | 417 | CASTLEFORD JOINT | 58,000 |
| 232 | WENDELL | 0 | 418 | MURTAUGH JOINT | 0 |
| 233 | HAGERMAN JOINT | 0 | 421 | MCCALL-DONNELLY JOINT | 0 |
| 234 | BLISS JOINT | 0 | 422 | CASCADE | 0 |
| 241 | GRANGEVILLE JOINT | 1,555,356 | 431 | WEISER | 0 |
| 242 | COTTONWOOD JOINT | 263,000 | 432 | CAMBRIDGE JOINT | 0 |
| 251 | JEFFERSON COUNTY JOINT | 0 | 433 | MIDVALE | 80,000 |
| STATEWIDE | | | | | 67,948,099 |

¹Charter Schools do not have a market value or taxing authority, so cannot issue supplemental levies. For this reason, they have been excluded from the Supplemental Levies report.