



Idaho Department
of Education

English Learner Identification Process

ELPA Webinar Series 2024-2025

August 27, 2024





Webinar Objectives

Participants will be able to:

- Explain the EL Identification Process.
- Describe the purpose of the EL Identification Process.
- Describe the necessary portals District Test Coordinators must access to prepare, deliver, score, and record student performance scores.
- Identify state and consortium support resources to aid in the identification process.



EL Identification Process

Purpose

Compliance

- States must establish and implement standardized entrance and exit procedures for ELs (ESEA Section 3113(b)(2))

Assess English Language Proficiency

- Identify language strengths and areas to target

Ensure Equal & Equitable Access

- Title VI of the Civil Rights Act (42 U.S.C. § 2000d)
- Equal Education Opportunities Act (20 U.S. Code § 1703)

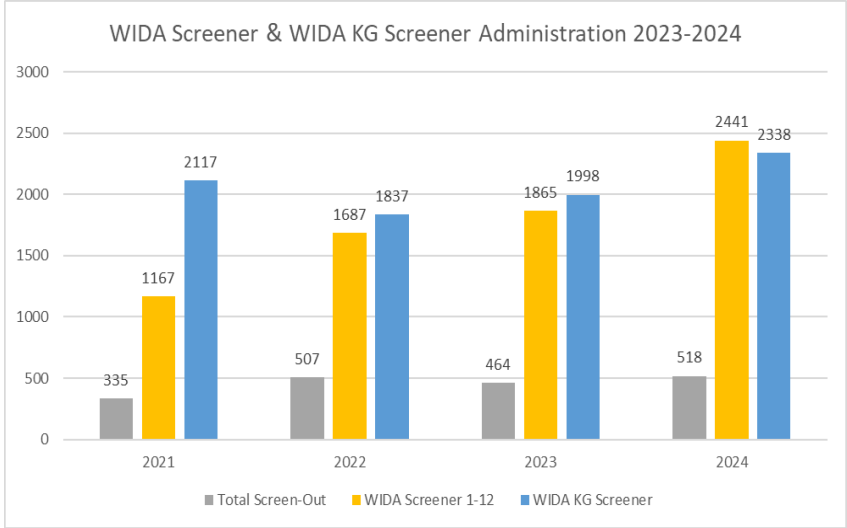
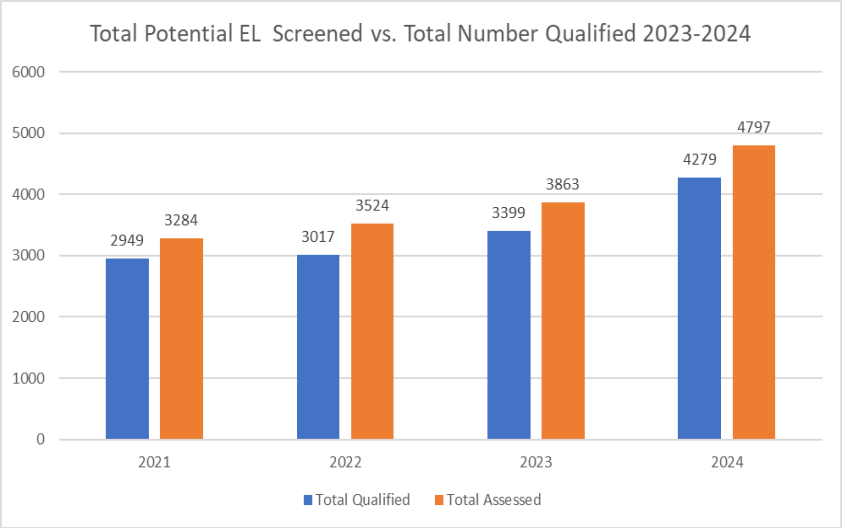


EL Identification Process



EL Identification and Screening

WIDA Screener / WIDA Screener for KG





EL Identification Process Training & Certification

Annual training & certification is required to administer WIDA Screener / WIDA Screener for Kindergarten

- Completed within the [WIDA Secure Portal](#)
- Annual training and certification is specific to the ELP screener
- Certification quizzes must be completed with a score of 80% or higher to attain certification
- District TA's certification records are required to be kept on-site and should be available upon request

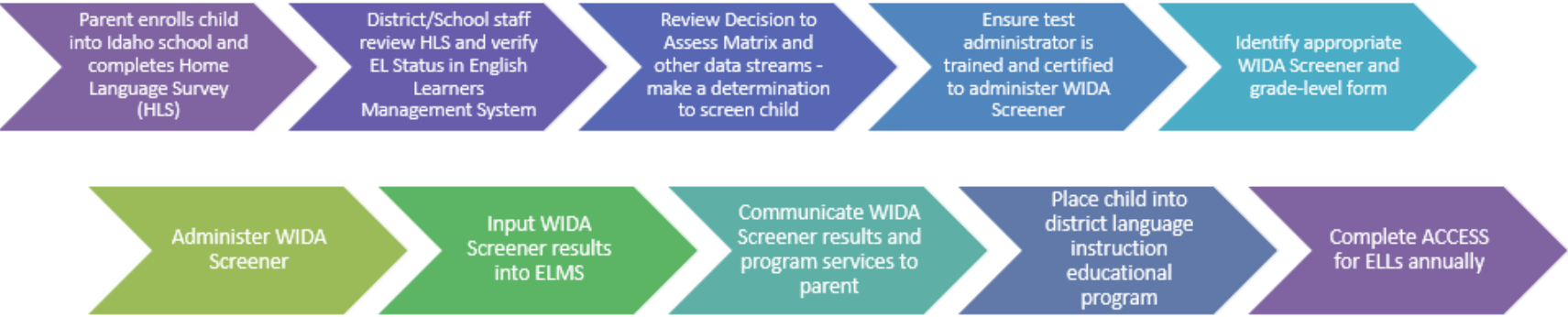
WIDA Screener	Training Course Name	Certification Quiz Name
WIDA Screener for Kindergarten	<ul style="list-style-type: none"> • WIDA Screener for Kindergarten: Administration and Scoring 	<ul style="list-style-type: none"> • WIDA Screener for Kindergarten: Oral Language Certification Quiz • WIDA Screener for Kindergarten: Literacy Certification Quiz
WIDA Screener Online WIDA Screener Paper*	<ul style="list-style-type: none"> • WIDA Screener Online: Administration • WIDA Screener Paper: Administration* • Speaking for Grades 1-5: Scoring ACCESS Paper and WIDA Screener • Speaking for Grades 6-12: Scoring ACCESS Paper and WIDA Screener • Writing for Grades 1-5: Scoring WIDA Screener • Writing for Grades 6-12: Scoring WIDA Screener 	<ul style="list-style-type: none"> • WIDA Screener Online: Administration Certification Quiz • WIDA Screener Paper: Administration Certification Quiz* • Speaking for Grades 1-5: Scoring ACCESS Paper and WIDA Screener Certification Quiz • Speaking for Grades 6-12: Scoring ACCESS Paper and WIDA Screener Certification Quiz • Writing for Grades 1-5: Scoring WIDA Screener Certification Quiz • Writing for Grades 6-12: Scoring WIDA Screener Certification Quiz



EL Identification Process Overview

Complete process within 30 calendar days of enrollment (ESEA Section 3113(b)(2))

Approach every child with an asset-based lens





EL Identification Process

Home Language Survey - Step One

The Home Language Survey (HLS) assists LEAs in identifying potential ELs who may be eligible to enroll in English language support programming.

1. What language(s) are spoken in the home?
2. What language(s) does your student speak most often?
3. What language(s) did your student first learn?
4. Which language does your child use when speaking to/with you?
5. What language do you use when speaking to/with your child?
6. Which language do you want phone calls and letters?
7. What is your relationship to the child?
8. Is there any additional information you would like the school to know about your child?

The first HLS completed in the State holds precedence.

- **At enrollment** review the student's cumulative file / enrollment paperwork / ELMS record



EL Identification Process

English Learner Management System - Step Two

Review the Idaho English Learner Management System to determine whether the child already has an EL status.

- Current EL Student: **L1, LE, EW**
- Exited EL: **X1, X2, X3, X4, FL**
- Erroneously Identified as EL: **N**
- Screened-Out: **SO**

Students with an L1, LE, or EW EL Status may immediately be placed into EL services.

Year	EL Status	EL Code	EL Entry Date	EL Exit Date	Language	REP504	Enrolled District	Enrolled School
2001-2022	Continuing LEP Student	LE				N	BOISE INDEPENDENT DISTRICT (001)	HILLCREST ELEMENTARY SCHOOL (0307)
2020-2021	Continuing LEP Student	LE				N	BOISE INDEPENDENT DISTRICT (001)	HILLCREST ELEMENTARY SCHOOL (0307)
2019-2020	First year identified - set baseline and target growth	L1				N	BOISE INDEPENDENT DISTRICT (001)	HILLCREST ELEMENTARY SCHOOL (0307)



EL Identification Process

Decide Whether to Administer an ELP Screener – Step 3

Review/Interpret parent HLS responses

- Use the **Decision to Assess Matrix** to determine whether to administer an English language proficiency (ELP) screener

Question	Answer								
	Other than English	English	English	English	English	Other than English	Other than English	Other than English	Other than English
1. What language(s) are spoken in the home?	Other than English	English	English	English	English	Other than English	Other than English	Other than English	Other than English
2. What language(s) does your student speak most often? (Always triggers a test if answered as a language other than English)	Other than English	English	English	English	English	Other than English	Other than English	Other than English	Other than English
3. What language(s) did your student first learn?	English	English	Other than English	English	English	Other than English	Other than English	Other than English	Other than English
4. Which language does your student speak with you? (Always triggers a test if answered as a language other than English)	English	English	English	Other than English	English	English	English	Other than English	Other than English
5. Which language do you use when speaking with your student?	English	English	English	English	Other than English	English	English	English	Other than English
Action:	Call: What is the exposure to other language(s) in the home?	Test	Call	Test	Call	Test	Test	Test	Test

- Err on the side of caution** if there is a question whether to administer an ELP screener

Decide whether to administer an ELP screener

- YES:** Potential EL completes WIDA Screener / WIDA Screener for KG → Enter scores and HLS in ELMS
- NO:** Record [No Screener Administered] in ELMS



EL Identification Process

WIDA Screener Administration – Step 4

WIDA Screener Grade-Level Test Form

- Students in the first semester of the first year in a grade-level cluster (K, 1, 2-3, 4-5, 6-8, 9-12), are administered the lower grade cluster screener form
- **Grade-Level Cluster Test Form Grades 1 -12**

Grade	1		2		3		4		5		6		7		8		9		10		11		12	
Semester	1	2	1	2	1	2	1	2	1	2	1	2	1	2	1	2	1	2	1	2	1	2	1	2
Grade-Cluster Form	K		Grade 1 Test		Grades 2-3 Test		Grades 4-5 Test		Grades 6-8 Test				Grades 9-12 Test											

- *Example: A potential EL student entering grade 4 during the first semester would complete WIDA Screener Online Grade 2-3 test screener form*



EL Identification Process

WIDA Screener Administration – Step 4

Administer English language proficiency screener

- **WIDA Screener for Kindergarten (KG – first semester grade 1)**
 - *First semester KG potential ELs complete Listening and Speaking domains only*
 - *Second semester KG and grade one first semester potential ELs complete all domains*
- **WIDA Screener Online (second semester grades 1 – 12)**
 - *Second semester grade two potential ELs complete all domains*
- **WIDA Screener Paper (second semester grades 1 – 12)***
 - **WIDA Screener Paper may be used as an administrative consideration and should be an option for students who have limited exposure to computer use*




EL Identification Process

WIDA Screener Scoring – Step 5


Score WIDA Screener for Kindergarten / WIDA Screener

- **WIDA Screener for Kindergarten**
 - Hand scored by Test Administrator
 - Raw score input into [WIDA Screener for KG Score Calculator](#)



- **WIDA Screener Online**

- Listening and Reading domains scored by DRC INSIGHT (WIDA AMS)
- Speaking and Writing scored by Test Administrator in WIDA AMS
- Score Report downloaded from WIDA AMS > Screener Scoring



- **WIDA Screener Paper**

- Hand scored by Test Administrator
 - Refer to [WIDA Screener Paper TAM Appendix C](#)



EL Identification Process

WIDA Screener: Screen-Out Criteria

- **WIDA Screener for Kindergarten (KG – first semester grade 1)**

First Semester Kindergarten	Second Semester Kindergarten	First Semester Grade 1
<ul style="list-style-type: none"> • ≥ 5.0 Oral Language Proficiency Level • ≥ 4.0 Listening Proficiency Level • ≥ 4.0 Speaking Proficiency Level 	<ul style="list-style-type: none"> • ≥ 5.0 Oral Language Proficiency Level • ≥ 4.0 Listening Proficiency Level • ≥ 4.0 Speaking Proficiency Level • ≥ 2.0 Literacy Score 	<ul style="list-style-type: none"> • ≥ 5.0 Oral Language Proficiency Level • ≥ 4.0 Listening Proficiency Level • ≥ 4.0 Speaking Proficiency Level • ≥ 4.0 Literacy Score

- **WIDA Screener Online & Paper (second semester grade 1 – 12)**

Second Semester Grade 1 – 12 WIDA Screener Online & Paper
<ul style="list-style-type: none"> • ≥ 5.0 Overall Language Proficiency Level • ≥ 4.0 Listening Proficiency Level • ≥ 4.0 Speaking Proficiency Level • ≥ 4.0 Reading Proficiency Level • ≥ 4.0 Writing Proficiency Level

- **ELMS automatically assigns a student an EL Status based on the WIDA Screener scores entered*



EL Identification Process

Record Screener Results in ELMS – Step 6

Enter WIDA Screener results into ELMS

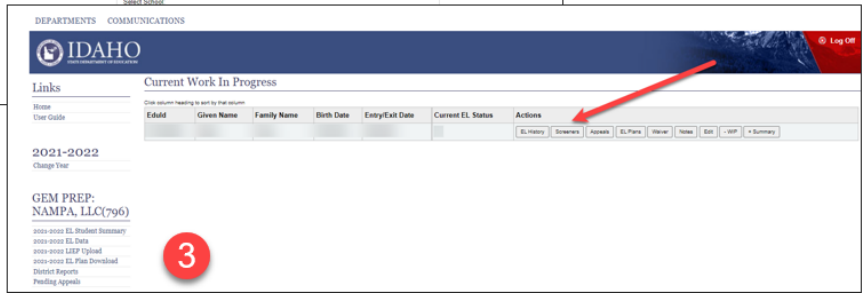
- HLS is required to be uploaded into ELMS at the time the screener scores are entered
- Ensure the child has an EL status assigned within ELMS

Place a copy of the child's WIDA Screener Score Report in the student's cumulative file



EL Identification Process Record Screener Results in ELMS – Step 6

1. Under “Admin Actions”, select “Find Child”
2. Enter child’s **first** and **last name** and **date of birth**
3. Under the “Actions” column, select “Screener”





EL Identification Process

Record Screener Results in ELMS – Step 6

4. Select “**Test Type**” dropdown and select the WIDA Screener administered
 - WIDA Screener for Kindergarten = WIDA KG
 - WIDA Screener Online = WIDA Online
 - WIDA Screener Paper = WIDA Paper
5. Input screener “**Test Date**”
6. Input screener “**Test Administrator**” name
7. Input “**State**” ELP screener was administered in (default Idaho)
8. Input “**District**” name
9. Input “**School**” name
10. Input “**Home Language**” of the child
11. Input “**Grade Level at time of assessment**” field
12. Input “**Date of first enrollment in a US school**” field
13. Select “**Save**”

The screenshot shows the 'Add new screener scores' form in the ELMS system. The form is titled 'Add new screener scores' and includes a 'Screener info' section. The form fields are as follows:

- 4**: 'Test Type' dropdown menu.
- 5**: 'Test Date' text input field.
- 6**: 'Test Administrator' text input field.
- 7**: 'State' dropdown menu.
- 8**: 'District' text input field.
- 9**: 'School' text input field.
- 10**: 'Home Language' dropdown menu.
- 11**: 'Grade Level at time of assessment' dropdown menu.
- 12**: 'Date of first enrollment in a US school' text input field.
- 13**: 'Save' button.

Other visible fields include 'Name', 'DOB', 'EduId', 'Gender', 'Current EL Status', 'Language', 'EL Entry', and 'EL Exit'. A 'Print Preview' button is also present. The form includes a note: 'All fields are required except Test Administrator. Auto-complete: start typing and select'. The top navigation bar shows 'DEPARTMENTS COMMUNICATIONS' and the user 'abonnett@ednet.id' is logged in.



EL Identification Process

Record Screener Results in ELMS – Step 6

DEPARTMENTS COMMUNICATIONS

IDAHO

Links

2022-2023

WILDER DISTRICT(133)

Existing screener scores

Screener Info WIDA IFL Home Language Survey

Name: [Redacted] Educator: [Redacted] Current EL Status: [Redacted]

DOB: [Redacted] Gender: M

Area Proficiency Level

Listening To the nearest tenth between 1.0 and 5.0

Speaking To the nearest tenth between 1.0 and 5.0

Oral Proficiency To the nearest tenth between 1.0 and 5.0

14. Enter child’s WIDA Screener scores under the appropriate Proficiency Level field

15. After entering ELP screener scores, select **“Save”**

DEPARTMENTS COMMUNICATIONS

IDAHO

Links

2022-2023

WILDER DISTRICT(133)

Existing screener scores

Screener Info WIDA IFL Home Language Survey

Name: [Redacted] Educator: [Redacted] Current EL Status: [Redacted]

DOB: [Redacted] Gender: M

Please attach a copy of the student's Home Language Survey *

ADD FILE

16. Upload child’s HLS – select **“Add File”**

17. **“Choose File”** to upload to ELMS

18. Select **“Save”**

DEPARTMENTS COMMUNICATIONS

IDAHO

Links

2019-2020

Admin Actions

Existing screener scores

Screener Info WIDA IFL Home Language Survey

Name: [Redacted] Educator: [Redacted] Current EL Status: [Redacted]

DOB: [Redacted] Gender: M

Submit

19. Select **“Submit”** under the “Screener Info” tab

- ELMS automatically calculates whether a child qualifies for EL services
 - SO = Screen out of Services
 - L1 = First Year Identified



EL Identification Process

Parent Notification of Services – Step 7

ESEA Section 1112(e)(3)

- Reason for EL identification
- Child's current level of English language proficiency (ELP screener results)
- Overview of district Language Instruction Educational Program (LIEP)
- How the LIEP will support the child's language needs
- LIEP reclassification (exit) requirements
- Information on how to withdrawal from language services
 - Children must complete summative ELPA annually

ESEA Section 1112(e)(4)

- Must be in a language understandable to parents





EL Identification Process

Placement into District LIEP – Step 8

District provides ELs with a language instruction educational program (LIEP) which complies with Title VI of the Civil Right Act, the Equal Education Opportunities Act, Every Student Succeeds Act (2015) and the outcomes of *Castañeda v. Pickard*

Language Instruction Educational Program Criteria

- **Educationally sound**
 - Program based on research & educational theory
- **Proven successful**
 - Program must be effective in overcoming the language needs of ELs population
- **Implemented with fidelity**
 - Program is implemented with adequate resources and personnel



WIDA Screener

Test Security

WIDA Screener Test Security

IDAPA Rule 08.03.02.111.11

- To ensure integrity of secure test items and protect validity and reliability of test outcomes, test security must be maintained
- LEAs and schools will employ security measures in protecting statewide assessment materials from compromise
- Each individual who has any opportunity to see test items must sign a state-provided confidentiality agreement, which the district must keep on file in the district for at least two (2) years

WIDA Screener Test Security

Screener materials including electronic and print materials are considered secure

- Store materials in a secure area
- Inventory the materials before and after a screener session
- Only use screener(s) materials to identify a student for services
- Do not share test items with others
- Report any test incidents within 24 hours
 - [Idaho SDE Test Incident Log](#)
- Securely store or destroy student response booklets after use



EL Identification Resources



English Language Proficiency Assessment EL Identification Resources

[ELPA: Navigating WIDA Screener & ACCESS for ELLs Guidance Document](#)

- Section IV: English Learner Identification (pp. 13-24)

[Idaho EL Identification & Placement Guidance 2024-25](#)

- Provides an outline of policies, procedures, screener options, test administrator training & certification requirements, and criteria for placement in EL services


[Idaho Department of Education – ELPA Webpage](#)

[WIDA Secure Portal](#)

- Learn, train, and certify to administer WIDA Screeners
- Download WIDA Screener test materials

[English Learner Program Manual](#)

- EL Identification & Screening Section (pp. 24-44)





Upcoming Events & Opportunities



Test Coordinator Training Canvas Course

Course Outline: Equips ELPA District Test Coordinators with information need to successfully prepare, administer, and conclude both WIDA Screener and ACCESS for ELLs.

Course Learning Objectives:

- Identify federal and state regulations, policies, and guidelines.
- Define Idaho ELPA’s measurement and reporting of English language proficiency.
- Understand planning, preparation, and organization of ELPA.
- Coordinate ELPA administration effectively.
- Define data collection, validation, and reporting process.



How to Enroll & Access the Course:

- Complete Enrollment Form: [Link](#)
- Upon registration, receive email from “notifications@instructure.com”
 - Click “Get Started”
 - Course auto-populates within the user’s Canvas Dashboard (user already has an account).
 - If not, create a Canvas account.

Canvas Log-in: Idaho Department of Education’s Login portal: [Link](#)



WIDA Professional Learning Trainings 24-25

Virtual WIDA Workshops

Planning with the ELD Standards Framework

- **September 20th & 27th 2024 – Two Virtual Workshops (Register by 9/13/24)**
- **Overview:** Educators and leaders will learn how the various components of the 2020 edition of the WIDA English Language Development Standards work together to support equitable access to high quality learning opportunities for multilingual learners. Participants will explore how the Standards Framework can support instructional planning and collaboration.

Bringing Language into Focus: Expectations, Functions & Features

- **November 7th & 21st 2024 – Two Live Virtual Workshops + Self-Paced Module (Register by 10/31/24)**
- **Overview:** This workshop gives K-12 educators an opportunity to take a closer look at the Key Language Uses (genre families) by engaging in a deeper exploration of Language Expectations, Language Functions, and Language Features. Participants will learn the importance and purpose of mentor text to make language visible to students. Participants will engage in exploration of materials and additional resources to support their classroom implementation.



<https://forms.office.com/r/vxky93Ajg3>



ELPA Webinar Series 2024-2025

Free WIDA Self-Paced Workshops

- The WIDA ELD Standards Framework: A Collaborative Approach
- Newcomers: Promoting Success through Strengthening Practice
- Making Language Visible in the Classroom
- Reframing Education for Long-term English Learners
- Developing Language for Learning in Mathematics
- Engaging Multilingual Learners in Science: Making Sense of Phenomena
- Desarrollando el español: las expectativas del lenguaje (NEW!)
- Reading Comprehension Across Content Areas with Multilingual Learners (NEW!)
- Teaching Multilingual Learners Social Studies through Multiple Perspectives (Updated)
- Let's Play! Multilingual Children's Joyful Learning in PreK-3 (NEW!)
- Exploring the WIDA PreK-3 Essential Actions
- WIDA Español: Evaluaciones del desarrollo del lenguaje a nivel de salón - Classroom assessment for language development (Available spring 2025)



English Language Proficiency Assessment 2024-2025 Webinar Series

- [ELPA: ELPA-Verse - WIDA AMS](#)
 - September 3, 2024 / 12:00-1:00PM MT
- [ELPA: 2024-25 Test Cycle Overview & Updates](#)
 - September 5, 2024 / 12:00-1:00PM MT



Questions & Open Discussion

Next ELPA Webinar Series Webinar

ELPA-Verse: WIDA Secure Portal

August 29, 2024: 12:00PM – 1:00PM MT

<https://idahosde.zoom.us/meeting/register/tJEsd-ytrzMiE9WM5hVexkB-TsppGVFbDgCI>



ELPA-Verse: WIDA Secure Portal

Thu Aug 29th 12:00pm - 1:00pm (MDT)

This training webinar is designed to equip participants with the essential skills and knowledge required to effectively utilize the WIDA Secure Portal to fulfill district responsibilities related to a ...

Questions & Open Discussion

<https://forms.office.com/r/MzK1Zte8Tx>

Questions & Open Discussion Reminder:

- Do not discuss student personal identifiable information (PII)
- Be respectful
- Use the “Chat” function or microphone to speak



Presentation Feedback





Idaho Department
of Education

Andrew Bennett | ELPA Coordinator

Idaho Department of Education

650 W State Street, Boise, ID 83702

208.332.6909

abennett@sde.idaho.gov

www.sde.idaho.gov/assessment/elpa/

www.sde.idaho.gov

<https://forms.office.com/r/MzK1Zte8Tx>



Presentation Feedback