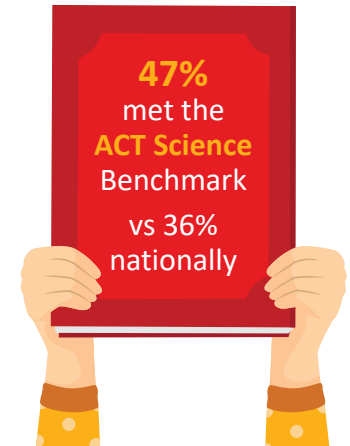
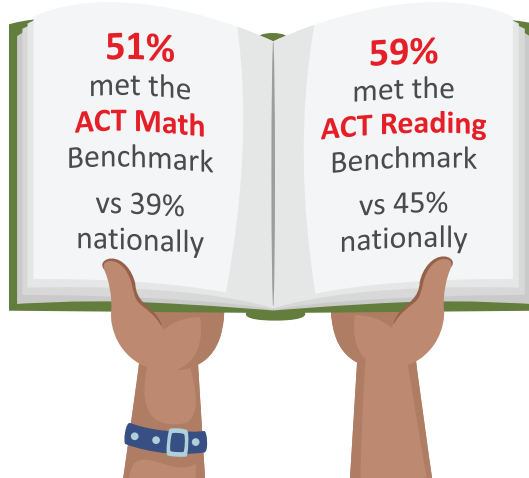
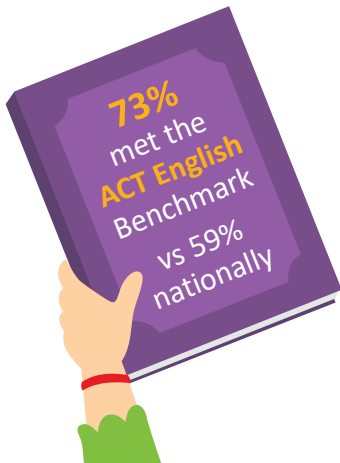


2020 Education Outcomes Infographic

Important Indicators of Student Achievement

Idaho students' college readiness is consistently higher than the national average, according to the latest ACT results:



Idaho schools and students outperform their peers in other important measures of college and career readiness:



National Ranking for % of college-ready students



National Ranking for % of high school students in dual enrollment courses



National Ranking for % of high schools offering dual enrollment courses

High School graduation rates are rising, reaching nearly 81%



Nearly

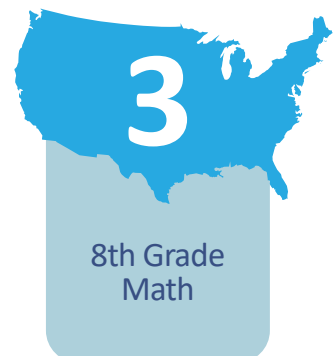

216,000

college credits earned by students while in high school (Up from 185,000 last year)

90 Idaho schools graduated 90% or more; 18 had 100% rates



Idaho students outperform their peers in many states, as shown in 'The Nation's Report Card:'



Sources

1 <https://www.act.org/content/dam/act/secured/documents/cccr-2019/National-CCCR-2019.pdf>

Test results for Idaho's 2019 graduating class show significantly larger percentages of Idaho students meet ACT benchmarks to measure college readiness in all four subject areas assessed in the ACT. Nearly 90 percent of the Idaho students who took the ACT reported that they intend to pursue higher education.

2 <https://www.usnews.com/news/best-states/slideshows/the-10-states-where-students-are-the-most-prepared-for-college?slide=7>

This 2018 US News & World Report study shows 55.2 percent of Idaho students met SAT or ACT benchmarks, placing Idaho fifth in the nation for college-ready students. Students performed particularly well (63 percent) in meeting the writing benchmark.

National Alliance of Concurrent Enrollment Partnerships: "Dual Enrollment in Public High Schools by State," 2015-16

Among all U.S. states, only Indiana and Iowa had a higher percentage of students taking dual credit courses than Idaho in 2015-16, according to this report, the most recent. Those states' edge was small – 23% and 22.5% compared to Idaho's 21%. Since then, Idaho has greatly increased its investment in helping students pay for dual credit, participation has increased, and the state may rank even higher in future national comparisons.

The same NACEP study found 86.9 percent of Idaho high schools offered dual enrollment as of 2015-16, placing 10th among all states and posting a significantly higher percentage than neighboring states.

3 <https://www.sde.idaho.gov/communications/files/news-releases/01-17-19-Idaho's-high-school-graduation-rate-is-on-the-rise.pdf>

Idaho students are on an upward trajectory for student achievement:

Across Idaho, 80.65 percent of high school students in the Class of 2018 graduated within four years, up from 79.67 percent in 2017. It's the first time that percentage has exceeded 80 percent. What's more, 90 out of Idaho's 210 high schools graduated 90 percent or more of their students in four years, and 18 schools posted 100 percent graduation rates.

<https://www.sde.idaho.gov/student-engagement/advanced-ops/files/reporting/FY2019-Advanced-Opportunities-Program-Totals.pdf>

In addition, a whopping 215,815 college credits were earned by Idaho high school students in the 2018-19 school year. Those credits were earned at colleges and universities throughout the state. Through the Fast Forward program, the state allocates \$4,125 for any Idaho public school student in grades 7-12 to pay for dual credits, overload courses, and various professional technical exams.

4 <https://www.sde.idaho.gov/assessment/naep/files/general/naep-2019/NAEP-2019-Idaho-Results-Final.pdf>

This measure shows the relative percentage of Idaho students whose performance was assessed as NAEP Basic or better in the 2019 National Assessment for Education Progress compared to peers in across the nation. In the 2019 NAEP, students in just three states did better than Idaho in 4th grade reading, 21 posted lower average scores and 27 other states fared about the same as Idaho. In 8th grade reading, only two states did better than Idaho, 31 fared worse and 18 scored about the same. In 4th grade math, seven states came out ahead of Idaho, 18 were behind Idaho and 26 did about the same. In 8th grade math, only two states did better than Idaho, 29 did worse and 20 fared about the same. Results from all 50 states plus the District of Columbia were released in October 2019 as "the Nation's Report Card."