



Idaho Department
of Education

Grants Communities of Practice

Leading with courage, strategy, and
confidence!



Agenda November 2025

- Congratulations, Celebrations, and Shout-Outs
- Recapping Wellness Policies
- What's on your radar? Data Acquisition Calendar
- Housekeeping: Upcoming Grant and IDEA Application reminders
- Hot Topics, News, and Legislation: federal and state updates
- PD in 30: Financial Transparency Template & Authorized Vehicle Worksheet



Celebrations & Shout-Outs

- Many new staff!!
- Welcome Data Coordinators Terry Uda & Cynthia Mecham to Special Education!
- Many Levies passed to support our Schools!



Recapping Best Practices for Wellness Policies



Wellness Policies required by USDA

National School Lunch Program is only one piece of a healthy school environment.

Promote:

Physical activity

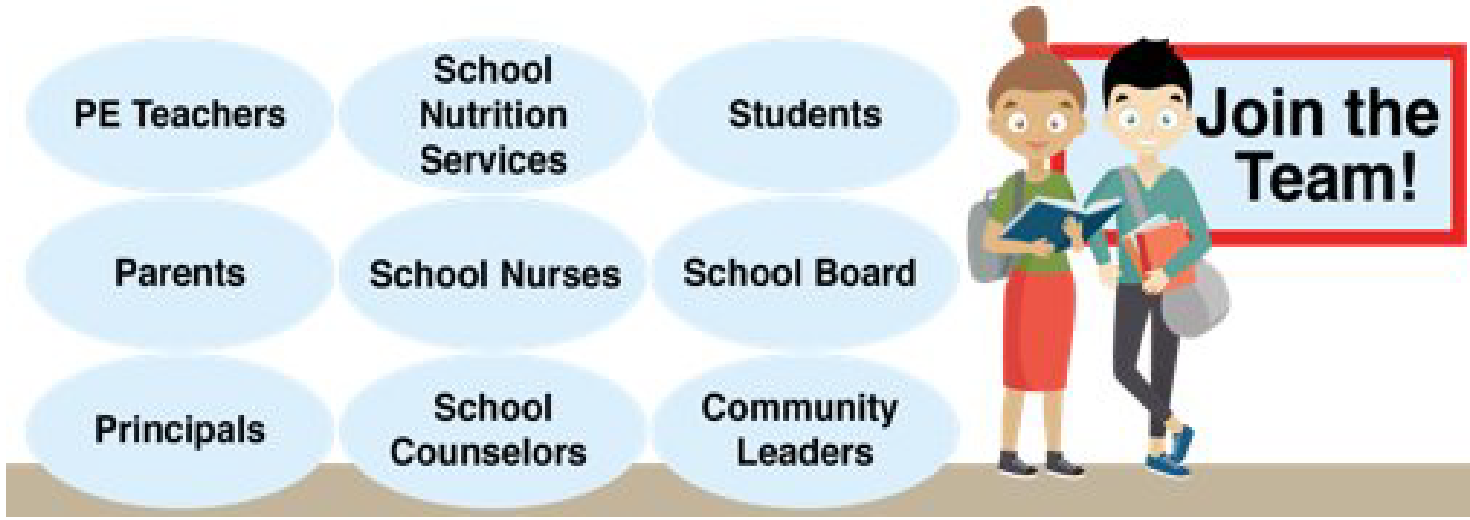
Local food

Farm to School Grants!

Triennial Assessment of policies administrative review by Department

Engage Diverse Stakeholders

We all have a hand in supporting our student's health.
Let Your Voice Be Heard!



What's on Your Radar?



Data Acquisition Calendar November 2025

DATA ACQUISITION CALENDAR 2025 - 2026

YEAR AT A GLANCE

DUE DATE	TITLE	APPLIES TO	REQUIRED BY	DETAIL	DEPARTMENT	CONTACT 1	CONTACT 2
11/21/25	ISEE Coding for McKinney-Vento Students for data collection period SY Start Date - 11/7/25	Districts & Charters	42 USC Sec. 11432(f)(1) and (3)	Newly enrolled and/or identified MV students should be coded throughout the school year to be included in ISEE data uploads. The annual cumulative number of students identified/served is recorded regardless of if students move or find permanent housing.	Federal Programs	Emily Kesler (208) 332-6904 Title D & IX-A Coordinator	
11/21/25	ISEE Data Submission - November 2025	Districts & Charters	State Law IC 33-1002 & IC 33-1004D	Submission for data collecting period SY26 Start Date - 11/7/25. Data used for both funding and statistical purposes. This will be the default upload used for staff funding calculation. Reach out to the OSBE Regional ISEE Coordinators for technical assistance.	Public School Finance	Dean Reich (208) 332-6983 Attendance & Enrollment Specialist	Alexandra McCann (208) 332-6845 Staffing Data Specialist
11/29/25	2024-2025 Alternative Secondary School Revenue and Expenditure Survey	Districts & Charters	State Law IC 33-1002F	Required for compilation of the Alternative School report submitted to the Legislature. (Survey will be emailed to business managers for completion.)	Public School Finance	Andrew Konopacky (208) 332-6846 Financial Specialist, Sr.	Amber Worthington (208)332-3829 Financial Specialist
11/29/25	2024-2025 Summary of Actual Expenditures	Districts & Charters	State Law IC 33-1028(2)(b)	Summary of actual expenditures for each line item distribution and for discretionary funds in FY 2025. (Report will be emailed to business managers for completion).	Public School Finance	Andrew Konopacky (208) 332-6846 Financial Specialist, Sr.	Amber Worthington (208)332-3829 Financial Specialist



Data Acquisition Calendar December 2025

DUE DATE	TITLE	APPLIES TO	REQUIRED BY	DETAIL	DEPARTMENT	CONTACT 1	CONTACT 2
12/01/25	Form 10s for February 15th Payment	Districts & Charters	State Law IC 33-1004B	Final day to submit Form 10s to ensure they are included in the February 15th payment.	Public School Finance	Alexandra McCann (208) 332-6845 Staffing Data Specialist	Ashley Pietras (208) 332-684 Financial Specialist
12/01/25	Cohort Graduation Rate Reappeals Window Opens	Districts & Charters	ESEA section 8101 (23) & (25)	Resubmit returned or denied appeals with additional information. Window is open for one week.	Assessment & Accountability		
12/02/25	School District Moderization	Districts Only	State Law IC 33-917	Report on planned and actual expenditures. Information will be shared with the Legislature.	Executive Team	Gideon Tolman (208) 332-6874 Chief Financial Officer	
12/05/25	ISEE Data Corrections - February 15th Foundation Payment	Districts & Charters	State Law IC 33-1002	Attendance, Enrollment, & Staffing Data Correction deadline. Final day for staffing corrections made to the November ISEE upload to be automatically included in the February 15th payment. After this date, any updates to correct staffing data as of the snapshot date (9/30/25) must also have a request to do so from the local Superintendent or Charter Administrator, stating what specifically is being changed, why the error occurred, and authorizing the snapshot to be overwritten with the newest upload. Reach out to the OSBE Regional ISEE Coordinators for technical assistance.	Public School Finance	Dean Reich (208) 332-6983 Attendance & Enrollment Specialist	Alexandra McCann (208) 332-6845 Staffing Data Specialist
12/05/25	Career Ladder Allocation Increase Report	Districts & Charters	State Law SB 1205(6)	Due date for report on how the \$6,359 increased allocation per Career Ladder cell is being utilized to increase instructional and pupil service staff salaries in FY25. This report will be aggregated and sent to the state Legislature.	Public School Finance	Alexandra McCann (208) 332-6845 Staffing Data Specialist	Ashley Pietras (208) 332-684 Financial Specialist
12/06/25	ADA by County	Charters Only	State Law IC 33-1002(5)	Used to distribute Federal Forest funds.	Public School Finance	Ashley Pietras (208) 332-684 Financial Specialist	Julie Oberle (208) 332-6843 Director
12/06/25	General Supervision File Review	Districts & Charters	34 CFR Sec. 300.149 & 34 CFR Sec. 300.600-602	The Department selects students for GSFR. The selected students are chosen from the LEA's November Child Count data.	Special Education	Vacant, see: Jacque Hyatt (208) 332-6806 Support & Monitoring Coordinator	
12/06/25	Child Count Data Corrections	Districts & Charters	Federal Law 20 U.S.C. Sec. 1418, 20 U.S.C. 1416(a)(3)(B), 34 CFR 300.173	Last date to make changes to Child Count data through November ISEE upload correction. To review Child Count data access the SPED Data Application by selecting Resource Center on the Special Education home page.	Special Education	Terry Uda (208) 332-6919 Data Coordinator	Cynthia Mecham (208) 332-6933 Data Coordinator
12/11/25	Certification of Child Count Data	Districts & Charters	Federal Law 20 U.S.C. Sec. 1418, 20 U.S.C. 1416(a)(3)(B), 34 CFR 300.173	Last date to submit certification for Child Count data on the SPED Data Application Child Count tool. This is the last step to finalizing Child Count. To access the SPED Data Application, select Resource Center on the Special Education home page.	Special Education	Terry Uda (208) 332-6919 Data Coordinator	Cynthia Mecham (208) 332-6933 Data Coordinator
12/12/25	Broadband Invoices for Mid-Year reimbursement	Districts & Charters	Idaho 33-5604	Broadband invoices eligible for E-Rate reimbursement dated between July 1 through Nov. 30 or through Dec. 30	State Board of Education	Daniel Vogt (208) 332-6875 Broadband & E-Rate Coordinator	

Housekeeping

Upcoming Grant Opportunities

- Public School Facilities Cooperative Funding Program for districts with bonds that have failed or do not cover the costs to remediate unsafe facilities. **Apply November 10th through December 17th [here](#).**
- Technology Innovation Grants for NSLP, CACFP, or SFSP sponsors to provide grants for technology needs in food service— **apply by December 19th [here](#).**
- Idaho Crunch! Day on **December 19th** to celebrate Idaho grown crunch food. **Register [here](#).**



Special Education IDEA Part B Application – Extension to 11/30/25

- **Final IDEA Part B Allocations were uploaded to the Application**
- **This may require LEAs to revise their budget sections only**
- **Most LEAs saw very slight adjustments**

Reminder: Once applications are approved, final remaining funding will be sent to the GRA system to access for reimbursement. LEAs already received partial funds in the GRA in July.

- [Link to IDEA Application](#)





IDEA Application – Excess Cost Page

TIPS & ORDER:

- Fill in the enrollment sections 1st. This ensures that your other prior year expenditure numbers will import from the other sections you filled in.
- Once you see the percentage of students by age group, apply a percentage to the other reporting splits.
- Elementary-K-6 and Secondary is 7-12.
- Total state & local and federal funding sections comes from your financial statements/CPA audit book.
- Use child count data for that line item, not a percentage.



Excess Cost Page

Excess Cost Calculation For School Districts and LEAs

As required by IDEA 2004, Section 602(8) and 34 CFR §300.16 and Appendix A to 34 CFR Part 300

Admin Review

Save

2024-2025 expenditures for all students (including students with disabilities)	Preschool (619)	Elementary	Secondary
From State and Local funds		\$12,521,236	\$13,234,346
From Federal Funds		\$723,366	\$62,624
Less:			
Amounts expended from federal program allocations (do not include amounts allocated but not expended in the school year and carried over)			
IDEA Part B - Preschool (619) & School Age	\$25,077	\$494,220	\$466,959
ARPA - Preschool (619) & School Age	\$0	\$0	\$0
Title I A		\$588,358	\$0
Title III A		\$23,258	\$0
State and local Funds expended specifically for programs under Title I A and Title III A		\$0	\$0
State and local funds expended specifically for providing services to children with disabilities. The total of amounts entered here <i>must equal</i> the Adjusted Total on the Maintenance of Effort Section II Expenditures Form	\$445,053	\$3,174,646	\$2,999,531
Any amounts for capital outlay and debt service		\$0	\$0
Net total expenditures for all students		\$8,964,120	\$9,830,480
Calculation of average 2024-2025 per pupil expenditure for all students (including students with disabilities)			
Fall Enrollment (all students including students with disabilities, as reported to SDE November 2024)		3015	2792
Spring Enrollment (all students including students with disabilities, as reported to SDE March 2025)		2895	2792
Average Enrollment, 2024-2025		2955	2792
Average annual per student expenditure for all students, 2024-2025		\$3,033	\$3,520
Total number of children with disabilities served by the LEA in 2024-2025 (November 2024 Child Count)	79	297	527

Data from Financial Statements/Audit

orange sections will import from other sections of the application

Fill this out first so that you get a percentage of students to apply to other sections.

Use child count age grouping

Hot Topics, News, and Legislation

Lisa Pofelski-Rosa
Special Education
Financial Specialist, Principal

Proposed Block Grant for Special Education Funding Gap

This year's K-12 budget proposal includes funding for a top education priority:

- Addressing the gap between the funding that public schools receive for special education and the actual costs of educating the state's highest need students by providing \$50 million for special education block grants to be distributed to districts and charters based on special education student populations and expenses.
- This funding could help close the \$101 million gap between funding public schools receive for special education and the actual costs of educating the state's highest needs students.



State Special Education Funding Request Distribution

- Block grants through a special funding distribution to all LEAs that serve special education students, like other line items in the Public Schools budget.
- 60% of funding based on the percentage of special education students in the LEA (population factor).
- 40% of funding based on the costs to provide services to special education students in the LEA (high-cost factor).

Current Federal Funding

When the federal government passed special education laws in the 1970s, the intent was for the federal government to provide 40% of the funding needed for services with states funding the rest. The federal funding has never exceeded 20% of funding needed to offset the unfunded mandates of the IDEA.

Federal Programs Updates

Austin Kohout
Federal Programs
Financial Specialist, Principal

U.S. Dept. Of Education Announcement



U.S. Department of Education



The Trump Administration announced it has signed six interagency agreements (IAAs) to "return education to the states," streamline bureaucracy at the U.S. Department of Education (USED), and downsize the agency's size and scope.

The agreements would transfer substantial portions of K-12 and higher education programs to other departments, including one agreement that would have ESEA/ESSA Title programs jointly administered by USED and the Department of Labor (DOL).

There are no changes to the IDE; no matter how the federal structure shifts, our focus stays on supporting students/schools/charters and ensuring every student has access to the education and opportunities they deserve.

Federal K12 Funding Update

The longest U.S. government shutdown came to an end after 43 days. A continuing resolution (CR) funds the federal government and education programs at 2025 funding levels through Jan. 30, 2026.

This temporary measure was enacted to prevent a total government shutdown and allow Congress time to negotiate a full-year budget.

Congress must pass a separate, full-year appropriations bill for the rest of FY2026 to finalize the funding levels for education and other agencies.

State Updates

Rob Sepich – Director of Budget



FY 27 Department Budget Request

- Enrollment looks to be down in the current year, expect flat Support Units vs FY 26
 - With better data we will have estimates to correct for FY 27 budget
- Statewide revenues are still on track for a deficit
- JFAC appeared to be reassured by significant savings balances
 - PESF is currently at \$256 million
 - Budget Stabilization Fund at \$880 million

School-Based Medicaid Updates

- The Idaho Department of Health and Welfare through Information Release MA25-17 outlined a 4% reimbursement rate reduction, but later released [MA25-19](#) announcing that the 4% reduction **does NOT apply to school-based services**.
- Idaho's Medicaid match rate has increased to 33.09% (change of .68%) with the Federal Medical Assistance Percentage (FMAP) rate down to 66.91%. This reduces the overall "net" reimbursement to schools.

See the Idaho Department of Health & Welfare site for more information. [School-Based Medicaid information page](#)



Department Seeking Public Comment

Department has drafts of recommendations to reduce federal reporting and spending requirements:

- Revision of Title programming administration to reduce local burdens and highlight federal program flexibilities and spending options;
- Modification of Idaho's ESSA-required comprehensive assessment through a waiver for 3rd grade ISAT ELA and 11th grade ELA and math ISAT; and
- Application for "Ed-Flex" state status to gain authority to waive provisions of a variety of federal programs to assist local education agencies in designing and implementing those programs to best meet the needs of their students and communities.

[Comment here!](#)

PD in 30 Part 1: Financial Transparency Template

Rob Sepich,
Budget Director

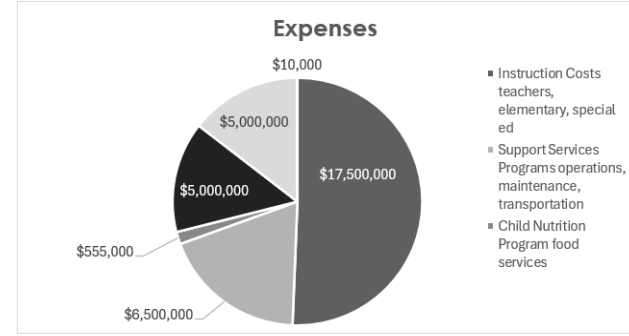
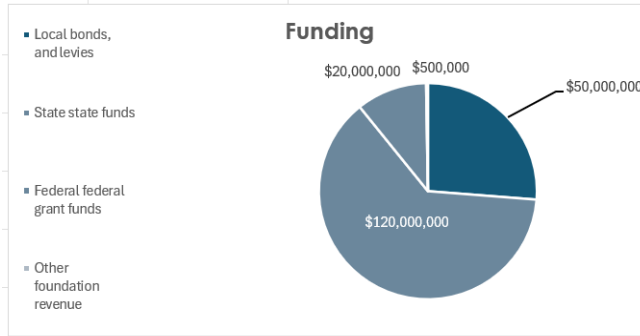


Why another form?

H718 of 2024 would have, among other things, required the following information be the first page of your annual budget:

- The total dollar amount expended in the previous fiscal year;
 - The average dollar amount expended per student in the previous fiscal year;
 - The average yearly expenditures for the salary and benefits of administrative staff;
 - The average yearly expenditures for the salary and benefits of full-time teachers;
 - The ratio of administrative staff to teachers to students; and
 - The percentage of the previous fiscal year's budget that was deposited into any reserve or savings account of such education provider.
-
- Financial Transparency Form is found [here](#).

Revenue and Funding Sources



Funding Sources				
Source	Uses	Amount Received	Amount Used	Difference
Local	bonds, and levies	\$50,000,000	\$50,000,000	\$0
State	state funds	\$120,000,000	\$120,000,000	\$0
Federal	federal grant funds	\$20,000,000	\$22,000,000	-\$2,000,000
Other	foundation revenue	\$500,000	\$500,000	\$0
Total Funding		\$190,500,000	\$192,500,000	-\$2,000,000
Total Unobligated Fund Balance		\$1,000,000	\$1,200,000	\$200,000



Expenditure Categories by Functions

Audited Prior Year Expenses by Category				
Category	Uses	2023-2024 Expenditures	2024-2025 Expenditures	Difference
Instruction Costs	teachers, elementary, special ed	\$17,000,000	\$17,500,000	\$500,000
Support Services Programs	operations, maintenance, transportation	\$6,000,000	\$6,500,000	\$500,000
Child Nutrition Program	food services	\$500,000	\$555,000	\$55,000
Capital Assets	school busses, facilities	\$5,000,000	\$5,000,000	\$0
Debt Service	bond & levy principal & interest	\$5,000,000	\$5,000,000	\$0
Other	community svcs, student activities, etc.	\$10,000	\$10,000	\$0
Total Expenses		\$33,510,000	\$34,565,000	\$1,055,000



Demographic Information

Student and Staff Data					
Demographic Information	FTE Count*	Average Pay	Ratio per Student	Expenditures per Student	Retention Rate
Teachers	111	\$55,000	0.07	\$2,581	89%
Administrative Staff	25	\$58,000	0.02	\$613	95%
Classified Staff	78	\$48,000	0.05	\$968	92%
Total District FTE	214		0.14		
Number of Students	1,550			\$21,619	

*FTE or Full-Time Equivalent is based on annual hours worked per year divided by 2,080, the number of standard working hours in a year.

All Fund Expenditures on Personnel

4,000,000.00
 950,000.00
 1,500,000.00

PD in 30 Part 2: Alternative Vehicle Tracking Sheet

Zane Cliver,
Financial Specialist, Sr.
Transportation



Legislation Update:

2025 Legislation brought a few updates to transportation funding:

- \$7.5 million discretionary adjustment removed starting in 2026-27, it will no longer be taken off the transportation Reimbursement Claim
- Authorized vehicles starting in the current year will be reimbursed at mileage rate similar to district owned vehicles and In-lieu mileage in 2026-27.

Reimbursable Mileage

Reimbursable miles for authorized vehicles are roughly the same as the yellow school bus miles.

Reimbursable Miles:

- To/From school
- Instructional shuttle
- Reimbursable field trips

Non-Reimbursable:

- Athletic Activities
- Non-reimbursable field trips
- Other non-curriculum based miles



How will you be reimbursed?

The reimbursement schedule is very similar to In-lieu and district owned fleet vehicles.

Based on a mileage rate, for 2025-2026 it will be \$0.91 per mile.

This rate will change with the federal mileage rate.



Mileage Summary

To receive reimbursement, you will need to submit a mileage summary as a supporting document in your annual reimbursement claim submittal.

This document will need to include vehicle numbers, VINs, beginning and ending odometer readings, and a complete trip tracker. While there are many ways to collect and organize this information, the Department recognizes that many LEAs will need a clear and consistent method to track these details accurately.



SDE Tracking sheet

The SDE will post an optional mileage summary template on the Department Transportation webpage.

While the use of this template is **not required**, transportation programs are strongly encouraged to consider adopting it. Accurate mileage documentation is essential for ensuring the integrity of your reimbursement claims, and this template is designed to support that process.

Using this tool can help safeguard your program from errors, missing data, or delays in reimbursement and promotes consistent, transparent reporting across LEAs statewide.

Vehicle information page

First page of the mileage summary

This page is where you add the following:

- Vehicle number
- Starting and ending odometer reading.
- Last 4 numbers of the vehicle vin.

Vehicle	Starting Reading	Ending Reading	Total Mileage	Last 4 of Vin
1	522	1500	978	
2	200	1700	1500	
3	150	8000	7850	
4	10000	12351	2351	
5	0	5	5	
6	0	2100	2100	
7	0	0	0	
8	0	0	0	
9	0	0	0	
10	0	0	0	
11	0	0	0	
12	0	0	0	
13	0	0	0	
14	0	0	0	
15	0	0	0	
16	0	0	0	
17	0	0	0	
18	0	0	0	
19	0	0	0	
20	0	0	0	
21	0	0	0	
22	0	0	0	
23	0	0	0	
24	0	0	0	
25	0	0	0	
Total			14784	

Mileage Count Page

Second tab of the spread sheet.

This page is where you add the following:

- Each separate trip.
- Each trip will need vehicle number, date, mileage type, total miles travelled, and if the trip is reimbursable or not.

Vehicle #	Date	Activity Type	Mileage	Reimbursable?
1	11/29/2025	Instructional Shu	40	Yes
2	11/30/2025	Instructional Shu	250	Yes
3	12/1/2025	Home to School	1200	Yes
4	12/2/2025	Home to School	400	Yes
1	12/3/2025	Reimbursable Fi	900	Yes
2	12/4/2025	Field Trip Reimb	250	Yes
3	12/5/2025	Other	157	No
4	12/6/2025	Other	22	No
1	12/7/2025	Home to School	38	Yes
2	12/8/2025	Other	1000	No
3	12/9/2025	Reimbursable Fi	250	Yes
4	12/10/2025	Home to School	150	Yes
5	12/11/2025	Home to School	5	Yes
6	12/12/2025	Home to School	2100	Yes
3	12/13/2025	Reimbursable Fi	6243	Yes
4	12/14/2025	Reimbursable Fi	1779	Yes



Summary Page

Please submit reports in another tabs. If miles claimed cell is highlighted red double check reports in order to receive an accurate reimbursement.

FY 2025					
Odometer	Reimbursable Miles	Non-reimbursable miles	Miles Claimed	Mileage Off of Odometer	Reimbursement Received
14784	13605	1179	14784	FALSE	12380.55
Trip Types	Mileage				
Home to School	3893				
Instructional Shuttle	290				
Reimbursable Field Trip	9172				
Other	1179				

Final Tab

Everything on this page will calculate automatically.

It has a built in double-check.

The "Miles Claimed" cell will be green if miles match the odometer report. If not, it will be red.

Miles Claimed	Mileage Off of Odometer
14784	FALSE

Miles Claimed	Mileage Off of Odometer
14794	10



Summary Continued

The summary by vehicle will show you exactly which vehicle is not equal to the odometer report.

This should make it easier to check the odometer/mileage count pages to find the discrepancy.

Summary by vehicle	Miles Driven	# reimbursable trips	#non-reimbursable trips	Odometer Mileage	Difference
1	988	4	0	978	-10
2	1500	2	1	1500	0
3	7850	3	1	7850	0
4	2351	3	1	2351	0
5	5	1	0	5	0
6	2100	1	0	2100	0
7	0	0	0	0	0
8	0	0	0	0	0
9	0	0	0	0	0
10	0	0	0	0	0
11	0	0	0	0	0
12	0	0	0	0	0
13	0	0	0	0	0
14	0	0	0	0	0
15	0	0	0	0	0
16	0	0	0	0	0
17	0	0	0	0	0
18	0	0	0	0	0
19	0	0	0	0	0
20	0	0	0	0	0
21	0	0	0	0	0
22	0	0	0	0	0
23	0	0	0	0	0
24	0	0	0	0	0
25	0	0	0	0	0



Questions?

- Zane Cliver
- Financial Specialist, Senior
- zcliver@sde.idaho.gov
- Student Transportation

Contact Us! Special Education Contacts

Special Education Staff

[Home](#) / [About Us](#) / [Our Staff](#) / [Special Education](#)

Jacque Hyatt

Director

[\(208\) 332-6806](tel:(208)332-6806)

jhyatt@sde.idaho.gov

Special Education

Elizabeth Congdon

Senior Program Specialist

[\(208\) 332-6912](tel:(208)332-6912)

econgdon@sde.idaho.gov

Dispute Resolution

Cynthia Mecham

Data & Reporting Coordinator

[\(208\) 332-6919](tel:(208)332-6919)

cmecham@sde.idaho.gov

Terry Uda

Data Analysis & Support Coordinator

[\(208\) 332-6933](tel:(208)332-6933)

tuda@sde.idaho.gov

Randi Cole

Coordinator

[\(208\) 332-6918](tel:(208)332-6918)

rcole@sde.idaho.gov

Secondary Special Education

Shannon Dunstan

Coordinator

[\(208\) 332-6908](tel:(208)332-6908)

sdunstan@sde.idaho.gov

Early Childhood & School Supports

Lily Phillips

Administrative Assistant

[\(208\) 332-6896](tel:(208)332-6896)

lphillips@sde.idaho.gov

Lisa Pofelski-Rosa

Principal Financial Specialist

[\(208\) 332-6916](tel:(208)332-6916)

lpofelskirosa@sde.idaho.gov

Special Education Funding & Accountability

Sharie Monteferrante

Financial Specialist

[\(208\) 332-6910](tel:(208)332-6910)

smonteferrante@sde.idaho.gov

Special Education Contracts & Fiscal



Federal Programs Contacts

Federal Programs Staff

[Home](#) / [About Us](#) / [Our Staff](#) / [Federal Programs](#)

Maria Puga

Director

[\(208\) 332-6905](tel:(208)332-6905)

mpuga@sde.idaho.gov

Federal Programs Director, English Learner Program and Title III Program Coordinator

Lisa English

Coordinator & Private School Ombudsman

[\(208\) 332-6911](tel:(208)332-6911)

lenglish@sde.idaho.gov

Federal Programs Monitoring and Equitable Services

Emily Kesler

Coordinator

[\(208\) 332-6904](tel:(208)332-6904)

ekesler@sde.idaho.gov

Title I-D: Neglected or Delinquent Education, Title IX-A: Homeless Children & Youth

Patty Dalrymple

Coordinator

[\(208\) 332-6917](tel:(208)332-6917)

pdalrymple@sde.idaho.gov

School Improvement & Support

Aaron Kennedy

Coordinator

[\(208\) 332-6847](tel:(208)332-6847)

akennedy@sde.idaho.gov

Data & Reporting

Jill Mathews

Coordinator

[\(208\) 332-6855](tel:(208)332-6855)

jmathews@sde.idaho.gov

Family & Community Engagement (FACE), Title IV-A: Student Support & Academic Enrichment

Michelle Perreira

Coordinator

[\(208\) 332-6942](tel:(208)332-6942)

mperreira@sde.idaho.gov

Title I-A: Improving Basic Programs and Title V-B: Rural Education Initiative

Roberto Trinidad

Coordinator

[\(208\) 332-6958](tel:(208)332-6958)

rtrinidad@sde.idaho.gov

Title I-C: Migrant Education

Austin Kohout

Principal Financial Specialist

[\(208\) 332-6900](tel:(208)332-6900)

akohout@sde.idaho.gov

Federal Programs / ESEA Funding

Carol Roessler

Coordinator

[\(208\) 332-6889](tel:(208)332-6889)

croessler@sde.idaho.gov

Title II-A: Supporting Effective Instruction

Cathy Vaughan

Administrative Assistant

[\(208\) 332-6985](tel:(208)332-6985)

cvaughan@sde.idaho.gov

Federal Programs

Rob Sepich

Budget Director

rsepich@sde.idaho.gov

Austin Kohout

Financial Specialist, Principal

akohout@sde.idaho.gov

Federal Programs

Lisa Pofelski Rosa

Financial Specialist, Principal

lpofelskirosa@sde.idaho.gov

Special Education



Idaho Department
of Education

Thanks!

Please feel free to reach out with any questions!



**Your Efforts Are
Appreciated,
Noticed, and
Essential to
Students in Idaho**

**Thank You and
Stay Super!**



**Idaho Department
of Education**