



# Idaho 21<sup>st</sup> Century Community Learning Centers

## Idaho State Department of Education

### Evaluation Summary 2014-15

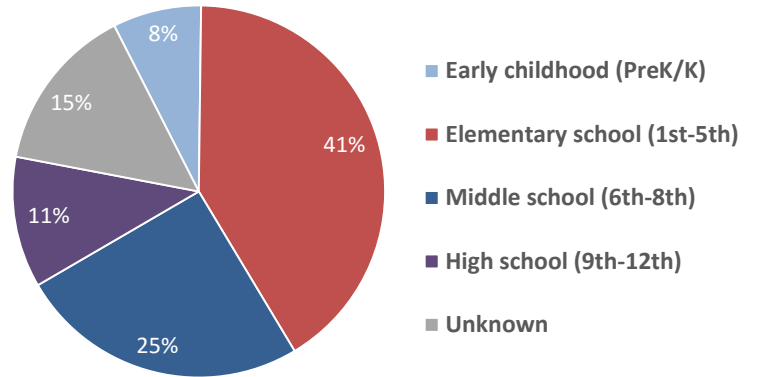
The Idaho 21st Century Community Learning Centers (21st CCLC) program is designed to provide academic enrichment opportunities, art, music, recreation, sports, drug and violence prevention and youth development activities to students during non-school hours. The program also offers families of students served by community learning centers opportunities for educational development.

During the 2014-15 school year, the Idaho 21<sup>st</sup> CCLC program served 8,077 students across 85 sites including elementary schools, middle schools, high schools, youth programs, community centers, after-school programs, and early childhood centers. Some students participated through multiple venues, either due to school moves or overlapping opportunities in the same region via programs (e.g., through schools and community centers administered in parallel). Data has been collected on these students and recorded where available; such data are used in this report to examine the population served, and to understand the types of services provided and extent of participation in such services.

#### STUDENTS SERVED

As Figure 1 presents, students spanned the full spectrum of grade levels, with two-thirds of the students served during elementary or middle school. Note that students whose grade levels and other demographic data are not recorded were primarily served through community centers or after-school programs with less access to such data.

**Figure 1. Grade levels of students served**



**Figure 2. Student characteristics**

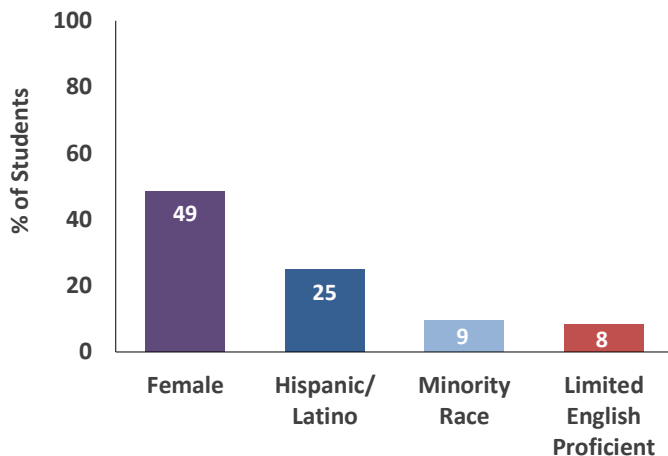
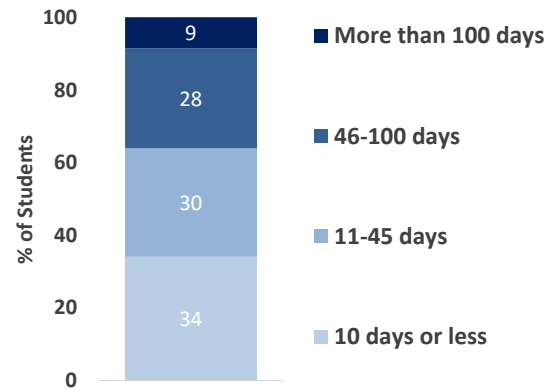


Figure 2 shows that, among students whose demographic characteristics are known, one fourth are identified as Hispanic/Latino and 9% are associated with a minority race, most commonly American Indian/Alaska Native. These characteristics show a more diverse population served than statewide rates.

## PARTICIPATION IN PROGRAM SERVICES

Students received 21<sup>st</sup> CCLC services through its before and after school programming; some (3%) also participated in summer programs. The extent of students' participation in 21<sup>st</sup> CCLC was examined between July 1, 2014 and June 30, 2015. Figure 3 indicates that during this time, approximately one third of the students participated ten days or less, indicating lower commitment to the program. However, more than one-fourth participated between 46 and 100 days throughout the school year, and a small percent (reflecting 95 students) averaged more than 100 days, or approximately once every three or four days.

Figure 3. Average attendance



Participation varied according to students' age/grade level. As shown in Figure 4, students in lower grade levels participated for more days, on average, than older students. Programs administered to kindergartners, in particular, were very robust, with such students attending for an average of 83 days. Students of elementary school age averaged more than 50 days of participation during the 2014-15 school year as well, while students in higher grade levels participated less than half as much, on average.

Figure 4. Average days of participation, by grade level

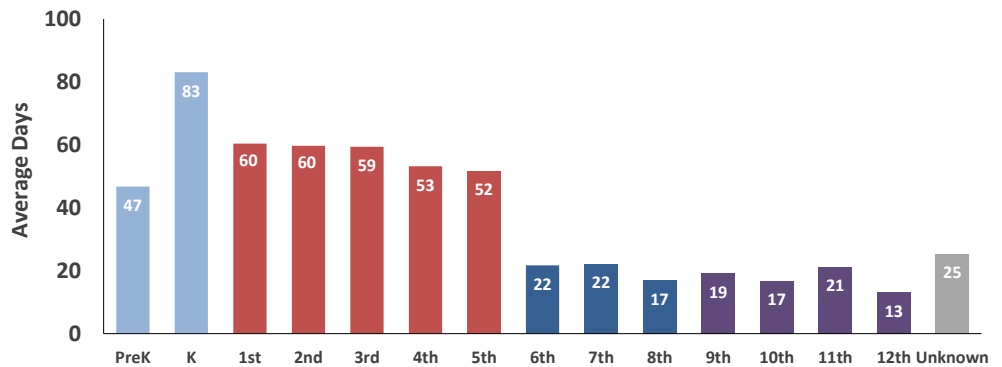


Figure 5. Rates and average attendance, by month

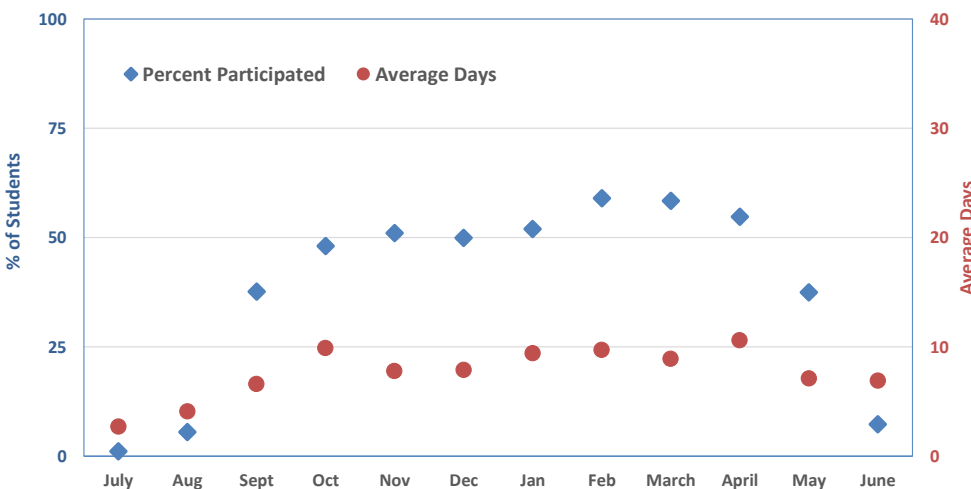


Figure 5 demonstrates variation in participation throughout the year. Participation is higher, both in the percent of students participating and the average number of days participating, during the school year, when there is more opportunity to access 21<sup>st</sup> CCLC services. Students participated at the highest rates during October and April, and the greatest number of days during February and March.