



Idaho 21st Century Community Learning Centers

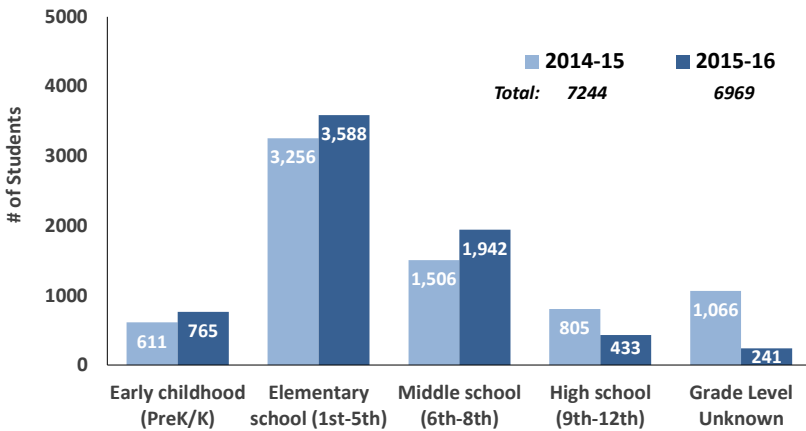
Idaho State Department of Education

Evaluation Summary 2015-16

In 2015-16, Idaho State Department of Education (SDE) received \$5.6 million through No Child Left Behind, Title IV-B, 21st Century Community Learning Centers (increased from \$5.3 million in 2014-15) to operate afterschool programs throughout the state. The SDE reserved \$281,595 for administration and state activity costs and distributed \$5.3 million (compared with \$5.08 million in 2014-15) through a competitive grant application, which funded 45 programs (compared with 43 programs in 2014-15). Of the 45 2015-16 programs, 40 were school districts, 3 were cities, 1 was with a community-based organization, and 1 was implemented through a University.

The Idaho 21st Century Community Learning Centers (21st CCLC) program is designed to provide academic enrichment opportunities, art, music, recreation, sports, drug and violence prevention, and youth development activities to students during non-school hours. The program also offers opportunities for educational development to families of students served by community learning centers. During the 2014-15 school year, the Idaho 21st CCLC program served more than 7,200 students, and nearly 7,000 students during 2015-16. During 2014-15 and 2015-16, the program served students in 87 and 94 schools, and 34 and 36 districts each year, respectively. Students were served at a variety of locations including elementary, middle, and high schools; youth programs; community and early childhood centers; and after-school programs.

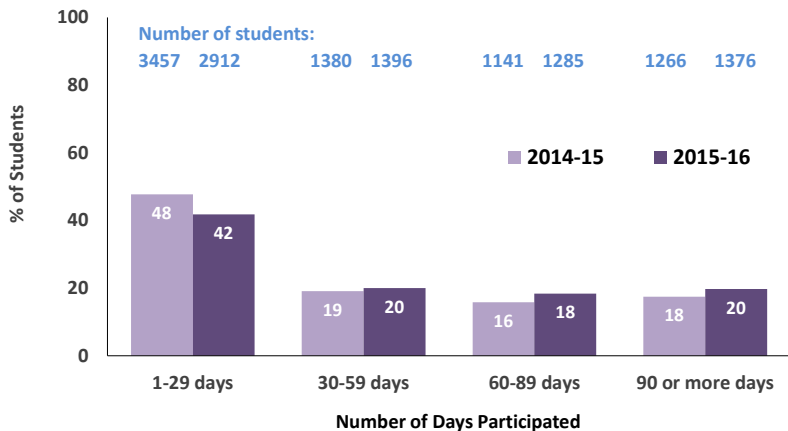
Figure 1. Number of students served



STUDENTS SERVED

As Figure 1 presents, students in all grade levels were served. The majority (79%) of the students served in 2015-16 were in elementary or middle school, and the number of students served in these grade levels increased substantially, while the number of older students served decreased from the prior year. More than one fourth of the students (25% in 2014-15 and 29% in 2015-16) were of Hispanic/Latino background, and 10% and 13% each year, respectively, were of minority race. Note that students whose grade levels and other demographic data are not recorded were primarily served through community centers or after-school programs with less access to such data; their information is not included in the calculation of demographic percentages.

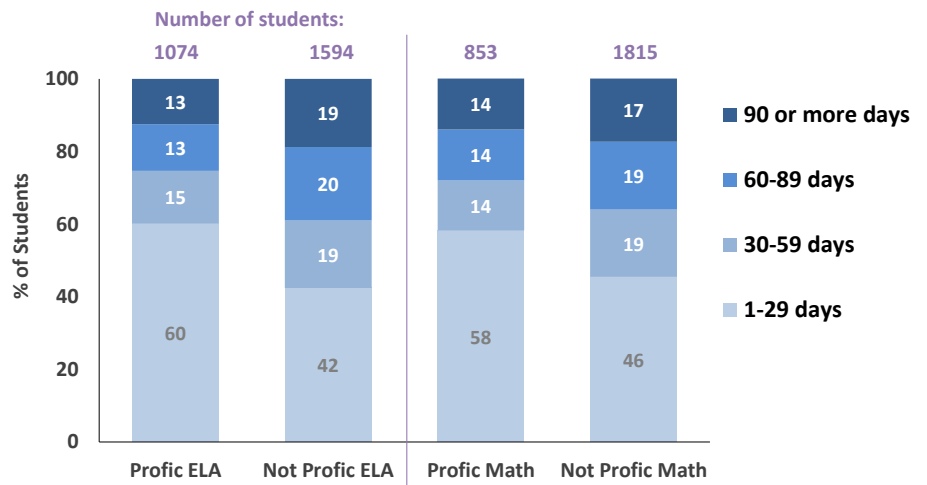
Figure 2. Student participation



As shown in Figure 2, more than half the of students participated more than 30 days each year, and rates of such increased during 2015-16. More than one third of students attended 60 or more days, and approximately one fifth attended at least 90 days each year.

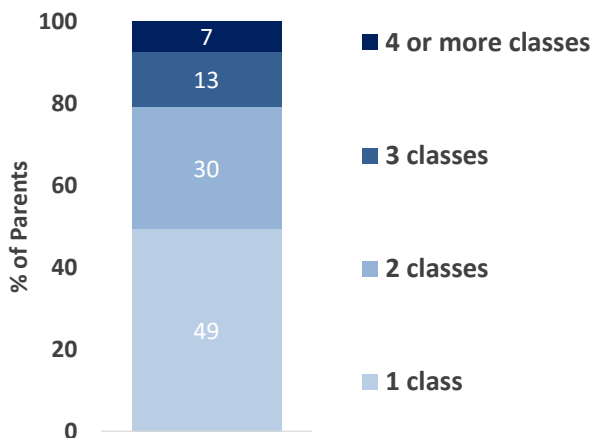
Data for the Idaho Standards Achievement Test (ISAT) was available for 2014-15 12th CCLC participants. Their participation rates are presented in Figure 3 in relation to ISAT proficiency, to provide an understanding of academic achievement and participation among students served by the program. The information indicates that students not scoring at or above proficiency (according to their grade level) are those participating more often, suggesting that students who would most benefit from such support are in fact those receiving greater levels of service. Note that as this presents only one year of test outcomes, no impact is implied by the information in Figure 3; future analyses of year-to-year changes in test scores will examine causal relationships between participation and academic achievement.

Figure 3. Participation rates by ISAT proficiency, 2014-15



PARENTS SERVED

Figure 4. Number of classes attended by parent participants, 2015-16



The 21st CCLC program also provides services to parents of students served. During the 2015-16 school year, participation in such services was recorded, showing that parents attended classes on a variety of topics, including English as a Second Language, literacy, general parent education, cooking and nutrition, and supporting academic achievement. Nearly 2,200 parents attended such classes, representing 23% of all students served during 2015-16; as shown in Figure 4, half of the parents who participated attended two or more classes.

STAFF SERVED

Staff training provided by 21st CCLC during 2015-16 included sessions on topics such as social-emotional competencies (e.g., growth mindset), safety and first aid, and youth mental health. There were 520 staff members who participated in such training sessions. Figure 5 shows that more than one third of these participants attended at least four sessions.

Figure 5. Number of sessions attended by staff participants, 2015-16

