



WIDA Screener for Kindergarten

Idaho Specific Guidance



Supporting Schools and Students to Achieve

SHERRI YBARRA, ED.S., SUPERINTENDENT OF PUBLIC INSTRUCTION

Tuesday September 7, 2021

WIDA Screener for Kindergarten Objectives and Success Criteria



Objectives:

1. Explain the purpose of the WIDA Screener for Kindergarten
2. Understand WIDA Screener for Kindergarten training and certification requirements
3. Review WIDA Screener for Kindergarten materials and how to access them
4. Understand WIDA Screener for Kindergarten administrative procedure
5. Review the post WIDA Screener for Kindergarten procedure

Success Criteria:

1. I can explain the purpose of the WIDA Screener for Kindergarten.
2. I can explain and identify the training/certification requirements, screener materials, administration steps, and post screener actions associated with administering the WIDA Screener for Kindergarten in Idaho.



WIDA Screener for Kindergarten

Purpose



WIDA Screener for Kindergarten Purpose



WIDA Screener for Kindergarten

Purpose



- Measures a student's English language proficiency in Listening, Speaking, Reading, and Writing
 - Identifies an English proficiency level consistent with the WIDA English Language Development Standards
- Identifies a student's eligibility to participate in a Language Instruction Educational Program (LIEP)
 - Determination made within the first 30 days of enrollment
 - Identify areas of strength and areas for growth for future instruction



WIDA Screener for Kindergarten

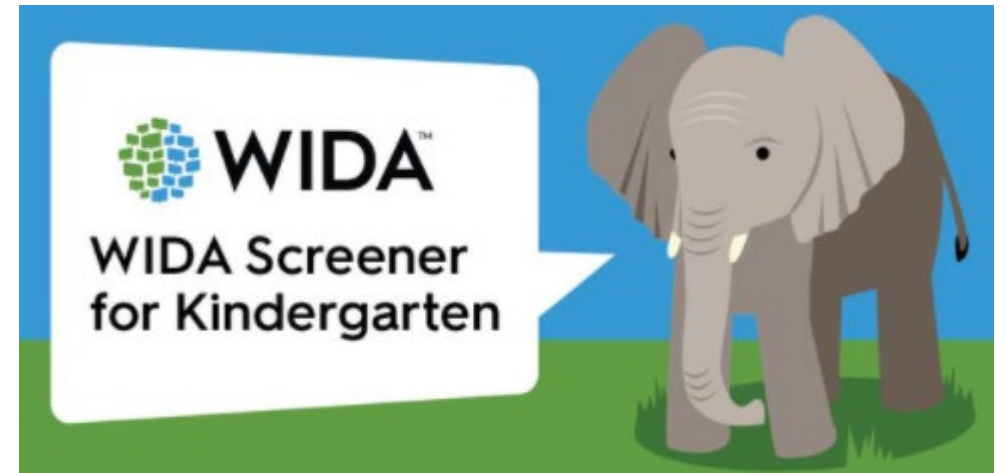
Overview



WIDA Screener for Kindergarten Overview



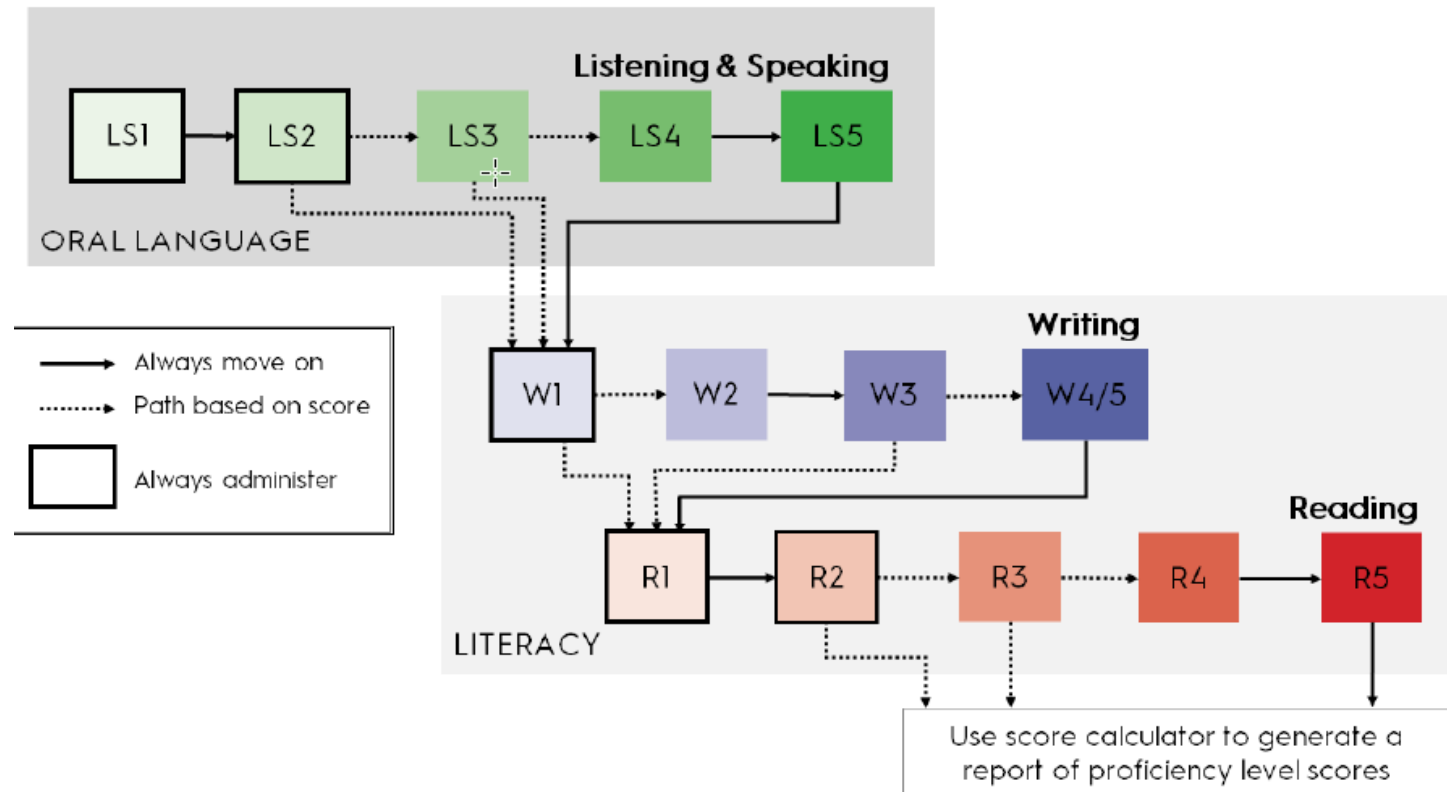
- Assesses 4 domains of language
 - 3 test sections
 - Listening & Speaking, Writing, Reading
- Paper and pencil assessment
- Individually administered
- Scored on-site
- 30 – 45 minutes in length



WIDA Screener for Kindergarten Test Sections



- Three test sections
 - Listening & Speaking
 - Writing
 - Reading




WIDA Screener for Kindergarten Test Population & Test Sections



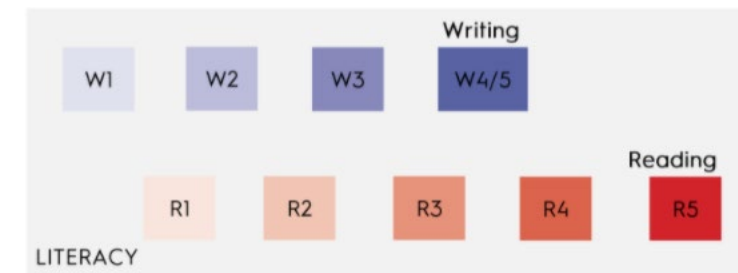
- **Kindergarten students**

- ***First semester*** August – December
 - Oral Proficiency test – Speaking & Listening
- ***Second semester*** January – June
 - Oral Proficiency test – Speaking & Listening
 - Literacy Test – Writing & Reading



- **Grade 1 students**

- ***First semester*** August – December
 - Oral Proficiency test – Speaking & Listening
 - Literacy Test – Writing & Reading



WIDA Screener for Kindergarten Score Reports



- **Language domain-specific proficiency level**

- Listening
- Speaking
- Writing
- Reading




- **Composite Scores**

- Oral Proficiency (50% Listening + 50% Speaking)
- Literacy (50% Reading + 50% Writing)
- Overall (35% Reading + 35% Writing + 15% Listening + 15% Speaking)

WIDA Screener for Kindergarten Screen-out Criteria



- WIDA Screener for Kindergarten
 - first and second semester kindergarten
 - first semester grade one
- Screen-out Criteria:



First Semester Kindergarten	Second Semester Kindergarten	First Semester Grade 1
<ul style="list-style-type: none">• ≥ 5.0 Oral Language Proficiency Level• ≥ 4.0 Listening Proficiency Level• ≥ 4.0 Speaking Proficiency Level	<ul style="list-style-type: none">• ≥ 5.0 Oral Language Proficiency Level• ≥ 4.0 Listening Proficiency Level• ≥ 4.0 Speaking Proficiency Level• ≥ 2.0 Literacy Score	<ul style="list-style-type: none">• ≥ 5.0 Oral Language Proficiency Level• ≥ 4.0 Listening Proficiency Level• ≥ 4.0 Speaking Proficiency Level• ≥ 4.0 Literacy Score

Note: First semester kindergarten students are only required to complete the Listening and Speaking portions of WIDA Screener for Kindergarten.



WIDA Screener for Kindergarten

Training and Certification Requirements



WIDA Screener for Kindergarten Prior to Training



- A WIDA Secure Portal account is necessary to train, certify, and access WIDA Screener for Kindergarten materials
 - New Test Administrators can request an account by contacting their District Test Coordinator
 - Call WIDA Client Services Center – (866) 276-7735
- WIDA Secure Portal Updated September 1, 2021
 - Interface looks different from previous years

The image displays the WIDA Secure Portal interface. At the top, there's a header with the WIDA logo and navigation links like "Assessment Training", "Professional Learning", "Webinars", and "Resources". A "Manage" dropdown menu is open, showing options: "My Profile", "Manage Users" (highlighted with a red box), "Manage Packages", and "Certification Report". Below this, the "Manage Users" section is visible, featuring a "Search Existing Users" button (also highlighted with a red box) and a "Create User" link. The "Search Users" form includes fields for First Name, Last Name, Email, and State/Territory/Agency (Account), with a "Search By Role" button. The "Edit User" section below it has fields for First Name, Last Name, Email, and Position Title, along with a "Link to Another Account" button. At the bottom, there are sections for "Role Assignments" and "Package Assignments", with "Assessment Training" highlighted in the latter. On the right side, there are buttons for "Save", "Reset Password", and "Deactivate".

WIDA Screener for Kindergarten Training



WIDA Secure Portal



Assessment Training Professional Learning Webinars Resources



Helping multilingual learners and their educators reach their potential

Choose your path



Assessment Training
Get trained on WIDA Assessments



Professional Learning
High-quality professional learning, right where you are.



Webinars
Live and recorded webinars on a variety of topics



Resources
Resources to help you make the most of your WIDA experience



Assessment Training Professional Learning Webinars Resources

[ASSESSMENT](#) [PROFESSIONAL LEARNING](#) [WEBINARS](#) [RESOURCES](#)



Paper ACCESS for ELLs: Administration
The purpose of this course is to help test administrators and coordinators successfully prepare for and administer the ACCESS for ELLs Paper assessment.
[Course Details](#) [Course Resources](#)




Speaking for Grades 1-5: Scoring ACCESS Paper and WIDA Screener
The purpose of this course is to help test administrators successfully score the Speaking domain for ACCESS for ELLs Paper, WIDA Screener Online and WIDA Screener Paper for grades 1-5.
[Course Details](#) [Course Resources](#)



Speaking for Grades 6-12: Scoring ACCESS Paper and WIDA Screener
The purpose of this course is to help test administrators successfully score the Speaking domain for ACCESS for ELLs Paper, WIDA Screener Online and WIDA Screener Paper for grades 6-12.
[Course Details](#) [Course Resources](#)



WIDA Screener for Kindergarten: Administration and Scoring
The purpose of this course is to help test administrators successfully prepare for and administer the WIDA Screener for Kindergarten identification and placement assessment.
[Course Details](#) [Course Resources](#)



Assessment Training Professional Learning Webinars Resources


WIDA Screener for Kindergarten: Administration and Scoring

Course Features

Length
hours

Format
Self-Paced

Topic
Screener for Kindergarten



ASSESSMENT

Description

The purpose of this course is to help test administrators successfully prepare for and administer the WIDA Screener for Kindergarten identification and placement assessment. The course includes an overview of the assessment and its structure, materials needed to prepare for and administer the assessment; how to set up the test session; how to administer and score each domain of the test during the session and what needs to be done following the session. Upon completing the course, an Oral Language quiz and a Literacy quiz will assess your knowledge and readiness to administer and score the assessment. A score of at least 80% is required in order to deliver the assessment.

Module Topics

Learning Outcomes

Enroll Now

Resources

Document	Summary	Resource Type
Accessibility and Accommodations Manual	This manual provides guidance on the selection and administration of Administrative Considerations, Universal Tools, and Accommodations available on ACCESS for ELLs and WIDA Screener. District and school administrative staff, educators, support staff, and members of decision-making teams, including those responsible for Individualized Education Programs (IEP) and 504 Plans, should be familiar with this guidance and reference it as they prepare for testing. View Resource	Manual
Assessment Best Practices during COVID-19	Suggested best practices for administering ACCESS for ELLs and WIDA Screener during the COVID-19 pandemic. Download Resource	User Guide
WIDA Screener for Kindergarten Cards	You'll ask students to pick up cards and move them around to help maintain engagement in WIDA Screener for Kindergarten test activities. Sort and organize the cards so that you are ready to use them during testing as directed in the Test Administrator Script. Download Resource	User Guide

WIDA Screener for Kindergarten Training



- Training modules take 1.5 - 3 hours to complete
 - Materials
 - Test walkthrough
 - Speaking and Writing scoring practice
- Training course organized into modules containing text, images, videos and activities


WIDA Secure Portal

Assessment Training Professional Learning Webinars Resources

WIDA Screener for Kindergarten: Administration and Scoring

Course Features

Length hours	Format Self-Paced
	Topic Screener for Kindergarten



Description

The purpose of this course is to help test administrators successfully prepare for and administer the WIDA Screener for Kindergarten identification and placement assessment. The course includes an overview of the assessment and its structure; materials needed to prepare for and administer the assessment; how to set up the test session; how to administer and score each domain of the test during the session; and what needs to be done following the session. Upon completing the course, an Oral Language quiz and a Literacy quiz will assess your knowledge and readiness to administer and score the assessment. A score of at least 80% is required in order to deliver the assessment.

Module Topics

Learning Outcomes

[Enroll Now](#)

Resources

Document	Summary	Resource Type
Accessibility and Accommodations Manual	This manual provides guidance on the selection and administration of Administrative Considerations, Universal Tools, and Accommodations available on ACCESS for ELLs and WIDA Screener. District and school administrative staff, educators, support staff, and members of decision-making teams, including those responsible for Individualized Education Programs (IEPs) and 504 Plans, should be familiar with this guidance and reference it as they prepare for testing. Note: This resource is housed in the main WIDA website. The "View Resource" link below will open in a new tab. View Resource	Manual
Assessment Best Practices during COVID-19	Suggested best practices for administering ACCESS for ELLs and WIDA Screener during the COVID-19 pandemic. Download Resource	User Guide
WIDA Screener for Kindergarten Cards	You'll ask students to pick up cards and move them around to help maintain engagement in WIDA Screener for Kindergarten test activities. Sort and organize the cards so that you are ready to use them during testing as directed in the Test Administrator Script. Download Resource	

WIDA Screener for Kindergarten Certification



- Test Administrators proctoring WIDA Screener for Kindergarten are required to be certified **each academic school year**
- The academic school year for all English language proficiency assessments is defined as **July 1 to June 30**

WIDA Screener for Kindergarten Certification Quizzes



- Access the certification quizzes by enrolling in WIDA Screener for Kindergarten Administration and Scoring course under the “Assessment Training” header
- Oral Proficiency: Listening and Speaking
- Literacy: Reading & Writing
- Require an 80% or higher
 - May be attempt more than once
- Recommend to complete both certification quizzes

The screenshot displays the WIDA Secure Portal interface. At the top, the navigation bar includes 'Assessment Training', 'Professional Learning', 'Webinars', and 'Resources'. Below this, a list of courses is shown, each with a thumbnail image labeled 'ASSESSMENT' and a description. The courses are:

- Paper ACCESS for ELLs: Administration**: The purpose of this course is to help test administrators and coordinators successfully prepare for and administer the ACCESS for ELLs Paper assessment. [Course Details](#) [Course Resources](#)
- Speaking for Grades 1-5: Scoring ACCESS Paper and WIDA Screener**: The purpose of this course is to help test administrators successfully score the Speaking domain for ACCESS for ELLs Paper, WIDA Screener Online and WIDA Screener Paper for grades 1-5. [Course Details](#) [Course Resources](#)
- Speaking for Grades 6-12: Scoring ACCESS Paper and WIDA Screener**: The purpose of this course is to help test administrators successfully score the Speaking domain for ACCESS for ELLs Paper, WIDA Screener Online and WIDA Screener Paper for grades 6-12. [Course Details](#) [Course Resources](#)
- WIDA Screener for Kindergarten: Administration and Scoring**: The purpose of this course is to help test administrators successfully prepare for and administer the WIDA Screener for Kindergarten identification and placement assessment. [Course Details](#) [Course Resources](#)

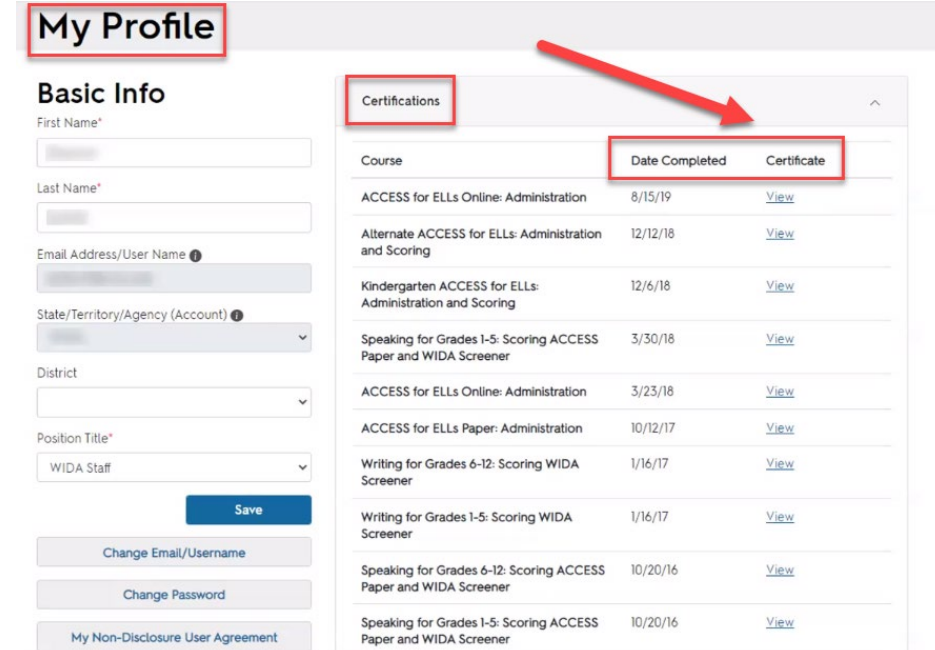
The 'WIDA Screener for Kindergarten: Administration and Scoring' course is highlighted with a red box. Below the course listings, a sidebar on the left contains a vertical menu with icons for 'Account', 'Dashboard', 'Courses', 'Calendar', 'Index', 'History', and 'Help'. The main content area shows a table of certification quizzes:

End Scoring Practice	
• Testing Process and Next Steps	
• Testing Process and Next Steps	
• Maintaining Test Security	
• Earning Test Administrator Certification	
• Certification Quizzes Complete All Items	
WIDA Screener for Kindergarten: Oral Language Certification Quiz	✓
WIDA Screener for Kindergarten: Literacy Certification Quiz	✓

WIDA Screener for Kindergarten Certification Certificate



- Download and Print Certificate
 - Send a copy to District Test Coordinator





WIDA Screener for Kindergarten

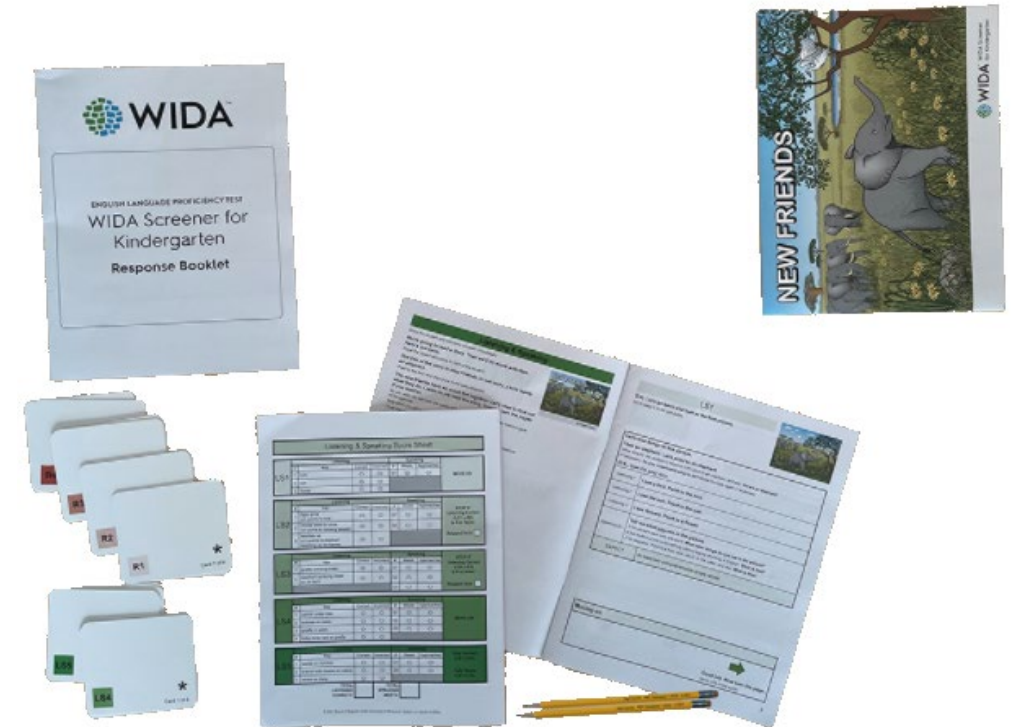
Screeners Materials



WIDA Screener for Kindergarten Materials



- Test Administrator Script
- Score Sheets
- Storybook: New Friends
- Set of Cards
- Student Response Booklet
- Pencils



WIDA Screener for Kindergarten Download/Print Materials



- WIDA Secure Portal – [WIDA Screener for Kindergarten](#)
- Necessary materials can be downloaded under the resource tab
- Supplemental materials
 - Recommend to have on-site
 - Accessibility & Accommodation Supplement
 - WIDA Writing Rubric Pre-K - Kindergarten
 - WIDA Speaking Rubric Kindergarten

WIDA Secure Portal
Assessment Training Professional Learning Webinars **Resources**

Resources

Filter By

Audience	Topic	Resource Type
Classroom Educator	ACCESS Online	Facilitator Toolkit
Facilitator	ACCESS Paper	Handout
Parent/Guardian	ACCESS Scoring	Learning Module
Technology Coordinator	Accessibility and Accommodations	Manual
	Alternate ACCESS	Test Administrator Script
	Kindergarten ACCESS	Test Booklet
	Kindergarten W-APT	
	Screener for Kindergarten	
	Screener Online	
	Screener Paper	
	Screener Scoring	
	Technology	

Accessibility and Accommodations Manual
This manual provides guidance on the selection and administration of Administrative Considerations, Universal Tools, and Accommodations available on ACCESS for ELLs and WIDA Screener. District and school administrative staff, educators, support staff, and members of decision-making teams, including those responsible for Individualized Education Programs (IEPs) and 504 Plans, should be familiar with this guidance and reference it as they prepare for testing.
Note: This resource is housed in the main WIDA website. The "View Resource" link below will open in a new tab.
[Resource Details](#) [View Resource](#)

Assessment Best Practices during COVID-19
Suggested best practices for administering ACCESS for ELLs and WIDA Screener during the COVID-19 pandemic.
[Resource Details](#) [Download Resource](#)

WIDA Screener for Kindergarten Cards
You'll ask students to pick up cards and move them around to help maintain engagement in WIDA Screener for Kindergarten test activities. Sort and organize the cards so that you are ready to use them during testing as directed in the Test Administrator Script.
[Resource Details](#) [Download Resource](#)

WIDA Screener for Kindergarten Overview Packet
This packet accompanies the April 2021 WIDA Screener for Kindergarten Overview webinar for Idaho educators. The materials and associated webinar are supplemental to the training course, which is required to administer the assessment.
[Resource Details](#) [Download Resource](#)

WIDA Screener for Kindergarten Overview Transcript
This transcript accompanies the April 2021 WIDA Screener for Kindergarten Overview webinar for Idaho educators. The transcript and associated webinar are supplemental to the training course, which is required to administer the assessment.
[Resource Details](#) [Download Resource](#)

WIDA Screener for Kindergarten

Download/Print Materials



- Districts can purchase professionally printed WIDA Screener for Kindergarten kit from the WIDA Store
 - Individual parts of the kits can also be purchased
- <https://www.wceps.org/Store/Subcategory/13>



WIDA Screener for Kindergarten

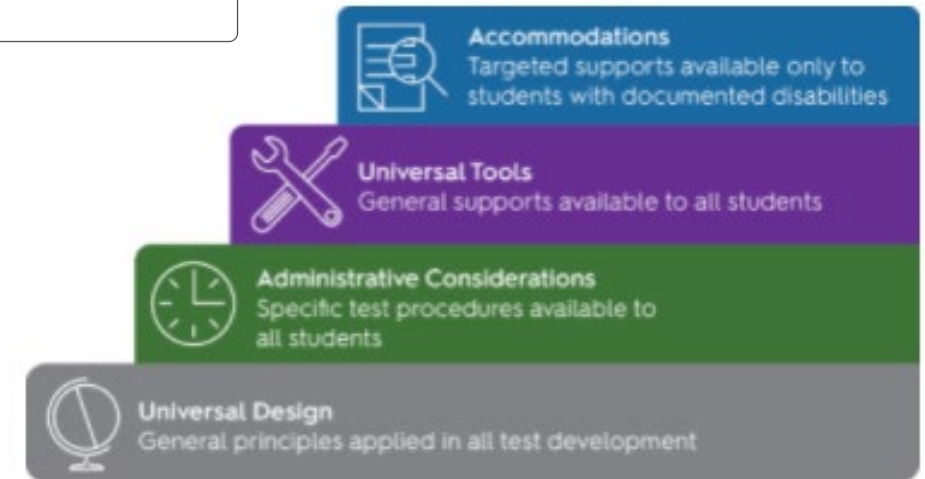

Administration



WIDA Screener for Kindergarten Accessibility and Accommodations



- **Universal Tools**
 - Extended time
 - Human reader
 - Large print
- **Accommodations**
 - Students with IEP or 504 plans
 - Changes to presentation, student response, timing of the test, or test environment
- [Accessibility and Accommodations Manual 2021-2022](#)



WIDA Screener for Kindergarten Invalid Screener Practices



- Reading aloud the Reading domain test items
- Translating test items
- Providing a bilingual dictionary
- Allowing non-English student responses to be scored
- Discuss test items with others



WIDA Screener for Kindergarten Administration – Test Security

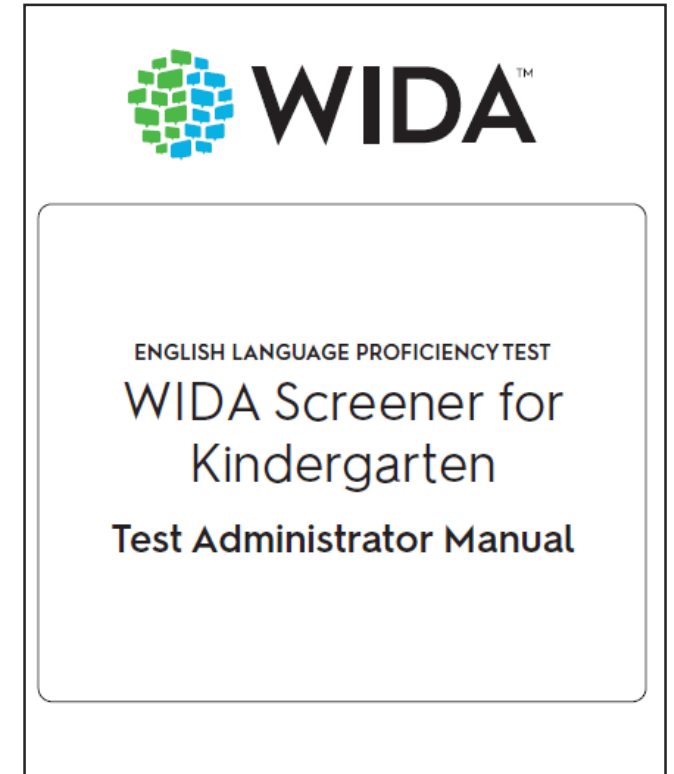


- WIDA Screener for Kindergarten materials should remain secure at all times
 - Test material needs to be securely stored when not in use
 - [Idaho SDE Assessment Integrity Guide](#)
 - [Idaho SDE Assessment Observation Checklist](#)
 - [Idaho SDE Test Incident Log](#)

WIDA Screener for Kindergarten Administration – TAM





- Test Administration Manual
 - Reading the Storybook
 - Using the Test Administrator Script
 - Using the Cards
 - Navigating the test
 - Language domain-specific guidance



WIDA Screener for Kindergarten Administration – Test Environment



- Select a Test Administrator the student is familiar with
- Choose an appropriate test room
 - Do Not Disturb sign
- Materials are prepared prior to test
 - Large enough table for testing materials
- Practice giving the screener before a real test administration



WIDA Screener for Kindergarten Administration – Tips



- Practice giving the Screener beforehand
 - Familiarize yourself with material and script
- Follow the Test Administrator Script
- Know when to use particular test materials
 - Storybook/Cards/Student Response Booklet
- Untimed test
 - Allow students time to think through their responses

WIDA Screener for Kindergarten Administration – Moving On / Stop If



- Pay particular attention to the “Moving on” part of the test administrator script/Score Sheet
- Determine the next course of action dependent on the **explicit instructions** given in the “Moving on” box
- Note: First semester kindergarten students will not be administered the writing or reading section

The image shows a screenshot of the WIDA Screener for Kindergarten Administration script and score sheet. The 'Moving on' section is highlighted with a red box. It contains three columns of instructions based on the number of correct responses (LS1-LS3) and the current section being administered. Arrows point from the 'Moving on' section to the 'Listening & Speaking Score Sheet' and the 'Writing' section.

Moving on

If Listening Correct (LS1-LS3) is 4 or fewer...	Otherwise:	
<p>...and you are administering only Listening and Speaking:</p> <p>STOP</p> <p>We're finished! You did a great job. Thank you for talking with me today.</p>	<p>...and you are administering Writing and Reading:</p> <p>GO</p> <p>Good job. Let's close the book and do something different. Go to W1 in the script.</p>	<p>GO</p> <p>Good job. Now let's do an activity with cards. Do NOT turn the storybook page. Go to LS4 in the script.</p>

Listening & Speaking Score Sheet

	#	Listening			Speaking		
		Key	Correct	Incorrect	#	Meets	Approaches
LS1	1		<input type="radio"/>	<input type="radio"/>	Q1	<input type="radio"/>	<input type="radio"/>
	2		<input type="radio"/>	<input type="radio"/>			
	3		<input type="radio"/>	<input type="radio"/>			
LS2	1		<input type="radio"/>	<input type="radio"/>	Q1	<input type="radio"/>	<input type="radio"/>
	2		<input type="radio"/>	<input type="radio"/>	Q2	<input type="radio"/>	<input type="radio"/>
	3		<input type="radio"/>	<input type="radio"/>			
LS3	1		<input type="radio"/>	<input type="radio"/>	Q1	<input type="radio"/>	<input type="radio"/>
	2		<input type="radio"/>	<input type="radio"/>	Q2	<input type="radio"/>	<input type="radio"/>
	3		<input type="radio"/>	<input type="radio"/>	Q3	<input type="radio"/>	<input type="radio"/>

STOP IF: Listening Correct (LS1-LS2) is 2 or fewer. Stopped here: ☐

STOP IF: Listening Correct (LS1-LS3) is 4 or fewer. Stopped here: ☐

WIDA Screener for Kindergarten Administration – Moving On / Stop If



- Listening and Speaking Section
 - Only count “Correct” LS responses across levels indicated
- Reading and Writing Section

Listening & Speaking Score Sheet									
LS1	Listening			Speaking					
	#	Key	Correct	Incorrect	#	Meets		Approaches	
	1		<input type="radio"/>	<input type="radio"/>	Q1	<input type="radio"/>	<input type="radio"/>	MOVE ON	
	2		<input type="radio"/>	<input type="radio"/>		<input type="radio"/>	<input type="radio"/>		
	3		<input type="radio"/>	<input type="radio"/>		<input type="radio"/>	<input type="radio"/>		
LS2	Listening			Speaking					
	#	Key	Correct	Incorrect	#	Meets		Approaches	
	1		<input type="radio"/>	<input type="radio"/>	Q1	<input type="radio"/>	<input type="radio"/>	STOP IF Listening Correct (LS1–LS2) is 2 or fewer. Stopped here: <input type="checkbox"/>	
	2		<input type="radio"/>	<input type="radio"/>	Q2	<input type="radio"/>	<input type="radio"/>		
	3		<input type="radio"/>	<input type="radio"/>		<input type="radio"/>	<input type="radio"/>		
LS3	Listening			Speaking					
	#	Key	Correct	Incorrect	#	Meets		Approaches	
	1		<input type="radio"/>	<input type="radio"/>	Q1	<input type="radio"/>	<input type="radio"/>	STOP IF Listening Correct (LS1–LS3) is 4 or fewer. Stopped here: <input type="checkbox"/>	
	2		<input type="radio"/>	<input type="radio"/>	Q2	<input type="radio"/>	<input type="radio"/>		
					Q3	<input type="radio"/>	<input type="radio"/>		
LS4	Listening			Speaking					
	#	Key	Correct	Incorrect	#	Meets		Approaches	
	1		<input type="radio"/>	<input type="radio"/>	Q1	<input type="radio"/>	<input type="radio"/>	MOVE ON	
	2		<input type="radio"/>	<input type="radio"/>	Q2	<input type="radio"/>	<input type="radio"/>		
	3		<input type="radio"/>	<input type="radio"/>	Q3	<input type="radio"/>	<input type="radio"/>		
	4		<input type="radio"/>	<input type="radio"/>		<input type="radio"/>	<input type="radio"/>		
LS5	Listening			Speaking					
	#	Key	Correct	Incorrect	#	Meets		Approaches	
	1		<input type="radio"/>	<input type="radio"/>	Q1	<input type="radio"/>	<input type="radio"/>	Tally Correct (LS1–LS5). Tally Meets (LS1–LS5).	
	2		<input type="radio"/>	<input type="radio"/>	Q2	<input type="radio"/>	<input type="radio"/>		
	3		<input type="radio"/>	<input type="radio"/>		<input type="radio"/>	<input type="radio"/>		
TOTAL LISTENING CORRECT:			<input type="text"/>	TOTAL SPEAKING MEETS:			<input type="text"/>		

Moving on		
If Listening Correct (LS1–LS2) is 2 or fewer...		Otherwise:
...and you are administering only Listening and Speaking: 	...and you are administering Writing and Reading: 	
We're finished! You did a great job. Thank you for talking with me today.	Good job. Let's close the book and do something different. Go to W1 in the script.	Good job. Now turn the page. Go to LS3 in the script.



WIDA Screener for Kindergarten

After Testing



EL Identification – ELMS Enhancement(s)



- WIDA Screener for Kindergarten under the “Test Type” field is “WIDA KG”

A screenshot of the 'Add new screener scores' form in the ELMS system. The form is titled 'Add new screener scores' and has a 'Screener Info' tab selected. It contains fields for Name, DOB, Eduld, Gender, Current EL Status, Language, EL Entry, and EL Exit. A 'Warning: You have unsaved changes' message is displayed. Below the warning, there are dropdown menus for 'Test Type' (highlighted with a red box and showing 'WIDA KG'), 'State', and 'Home Language'. There are also text input fields for 'District', 'School', 'Grade Level at time of assessment', and 'Date of first enrollment in a US school'. A 'Test Administrator' field is also present.

- LEAs are required to upload a child’s Home Language Survey into ELMS when screener scores are entered
- ELMS automatically assigns an EL Status based on the scores input

WIDA Screener for Kindergarten After Testing – Score Calculator



- Input Scores > Get Score Report > Input test date, Test Administrator, and student information > Print score report

Listening & Speaking Score Sheet

Writing Score Sheet

Reading Score Sheet

TOTAL LISTENING CORRECT: 1

TOTAL SPEAKING MEETS: 2

TOTAL WRITING CORRECT: 3

TOTAL READING CORRECT: 4



Assess Teach Grow About Memberships and Programs

WIDA Screener for Kindergarten Score Calculator

Assess > WIDA Screener > WIDA Screener for Kindergarten > WIDA Screener for Kindergarten Score Calculator

Determine your students' English language proficiency levels

After you administer WIDA Screener for Kindergarten, enter the student's scores below to generate a report of the student's test performance. The score report will show performance in terms of the WIDA English language proficiency levels. Details on understanding and using scores are available in the [WIDA Screener Interpretive Guide for Score Reports](#).

Visit the [Family Engagement](#) page for resources to help you share information about language testing and test scores. Visit your [member/state](#) page for details on the identification criteria and placement guidance applicable to your students.

Student's Current Grade:

- 1 Total Listening Correct
- 2 Total Speaking Meets
- 3 Total Writing Score
- 4 Total Reading Correct

[Get Score Report](#) [Clear the Form](#)



WIDA Screener for Kindergarten Score Report

Test Date: Test Administrator/Scorer:

Student Information

First Name: Last Name:

Birthdate: Current Grade:

State ID: School:

District: State:

Home Language(s):

WIDA Screener for Kindergarten provides a snapshot of an English language learner's general English language proficiency. The proficiency level scores are one factor to consider as you determine whether a student can benefit from English language support services.

Language Domain Scores	Proficiency Level
Listening	4
Speaking	5
Writing	3
Reading	3
Composite Scores	Proficiency Level
Oral Language - 50% Listening + 50% Speaking	4.5
Literacy - 50% Reading + 50% Writing	3
Overall - 35% Reading + 35% Writing + 15% Listening + 15% Speaking	3.5

Proficiency levels are defined as part of the WIDA English Language Development Standards Framework. For more information about the framework, visit the [ELD Standards Framework](#) page. To better understand the proficiency level scores, refer to the kindergarten proficiency level descriptors.


[Print Score Report](#) [View Proficiency Level Descriptors](#)

[Back to Calculator](#)

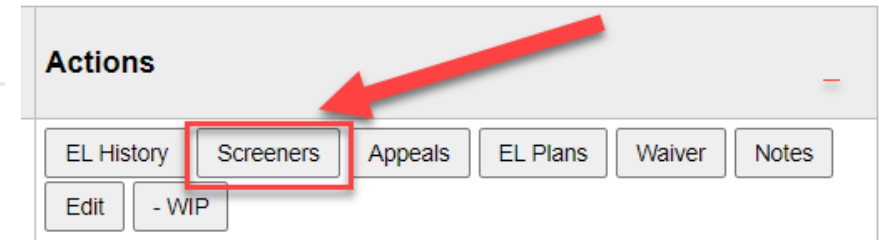
WIDA Screener for Kindergarten After Testing – ELMS



- Enter the English proficiency scores into the English Learner Management System (ELMS)
 - Log into ELMS > Find Child (first & last name, DOB) > Screeners (found under actions column)



Find Child



WIDA Screener for Kindergarten After Testing



1. Tally the scores as indicated on each score sheet
2. Verify all necessary information is present on the Score Sheets cover page
3. Go to the WIDA Screener for Kindergarten Score Calculator: <https://wida.wisc.edu/assess/screener/kindergarten/calculator>
4. Enter scores into the score calculator and generate report
5. Print student score report and place a copy into the student's cumulative file
6. Input PL scores into English Learner Management System to verify eligibility into services
 - Enter scores under "KG Screener" under the "Test Type" field

WIDA Screener for Kindergarten Resources



- ELPA Webpage
 - <https://www.sde.idaho.gov/assessment/elpa/>
 - Screen-out Criteria
- WIDA Idaho Page
 - <https://wida.wisc.edu/memberships/consortium/id>
 - Idaho Identification and Placement document



WIDA Screener for Kindergarten

Success Criteria



WIDA Screener for Kindergarten Exit Ticket



Success Criteria:

1. I can explain the purpose of the WIDA Screener for Kindergarten.
2. I can explain and identify the training/certification requirements, screener materials, administration steps, and post screener actions associated with administering the WIDA Screener for Kindergarten in Idaho.

WIDA Screener for Kindergarten Questions



Thank you!



Andrew Bennett | English Language Proficiency Assessment Coordinator

Office of the Superintendent of Public Instruction

650 W State Street, Boise, ID 83702

208.332.6909

email@sde.idaho.gov

www.sde.idaho.gov



Supporting Schools and Students to Achieve

SHERRI YBARRA, ED.S., SUPERINTENDENT OF PUBLIC INSTRUCTION

WIDA Screener for Kindergarten | 42